



GOOD IS FAST CONNECTIONS

GREAT IS WHAT YOU DO FROM HERE

South West Industrial Estate
31-35 Heathcote Road
Moorebank, NSW

MAKING
SPACE
FOR
GREATNESS



Strategic



Located in the established industrial precinct of Moorebank, South West Industrial Estate is positioned on the corner of Heathcoate Road and Church Road.

15,909 sqm of warehouse space is available for lease and is ideal for vehicle storage users.

location

VIEW FROM ABOVE



South West Industrial Estate

Heathcote Road

M5 Motorway

Church Road

Moorebank Avenue

M5 Motorway



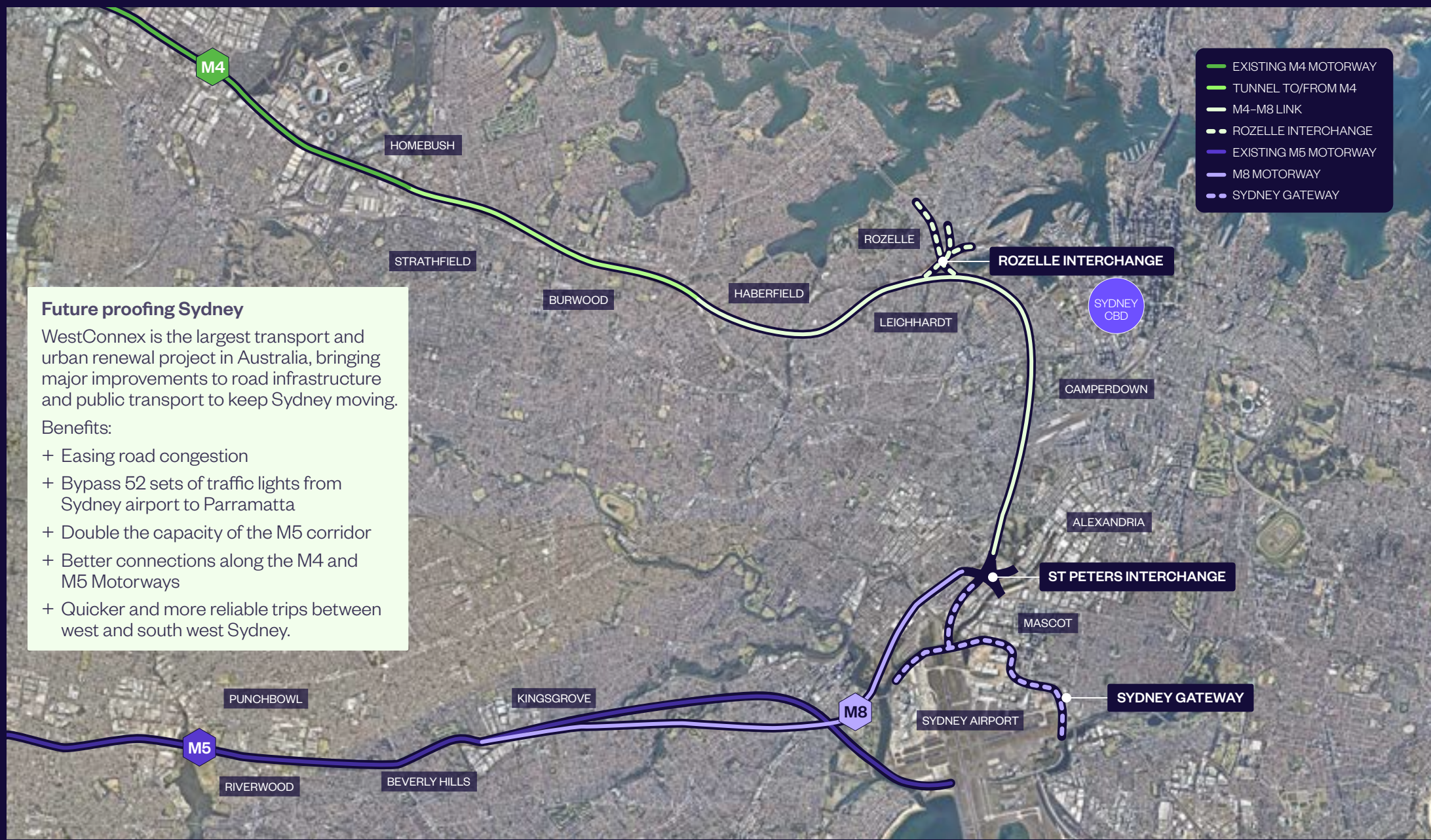
South West Industrial Estate is located just 950m from the M5 Motorway providing connectivity to Port Botany, Sydney Airport and the M4 and M7 motorways.

Moorebank is an established industrial location in Sydney's south west, and the strategic location is ideal for logistics and distribution users.

Westfield Liverpool is within two kilometres of the estate offering a range of shops, services and entertainment.

CENTRAL
CONNECTION


WESTCONNEX – IMPROVING ACCESS



FEATURES

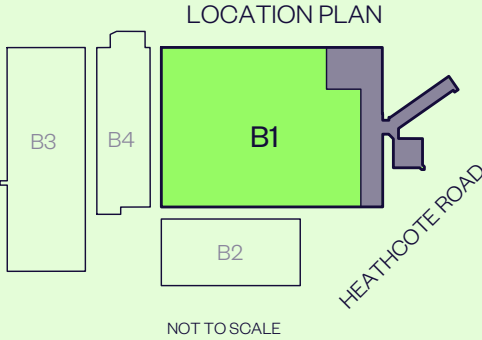
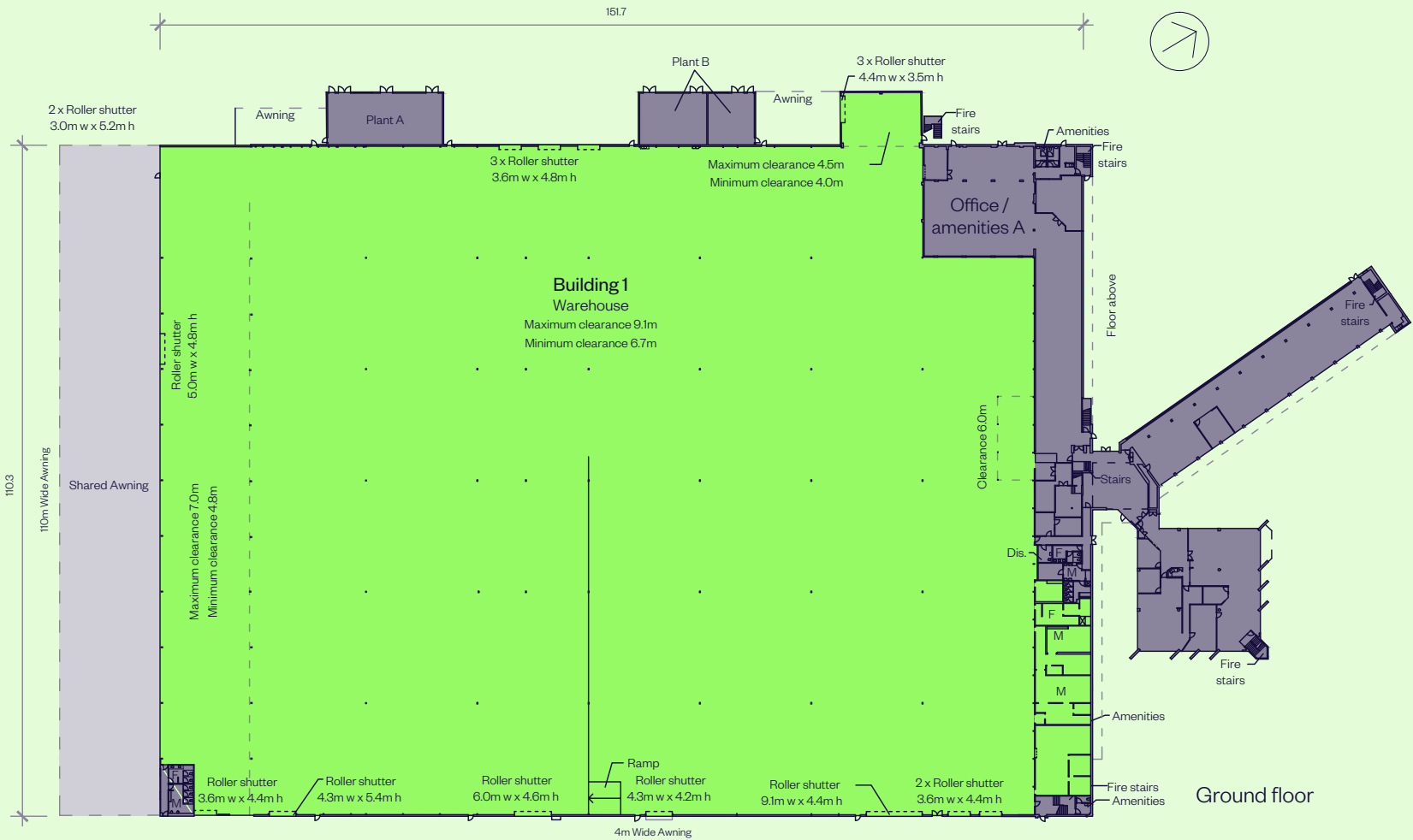
Building 1

- + Available now
- + 15,909 sqm warehouse space with option to split
- + Ability to block stack
- + Internal clearance up to 9.1m
- + Access via 10 on-grade roller shutters
- + Shared breezeway for all weather loading and unloading
- + Ample on-site parking.



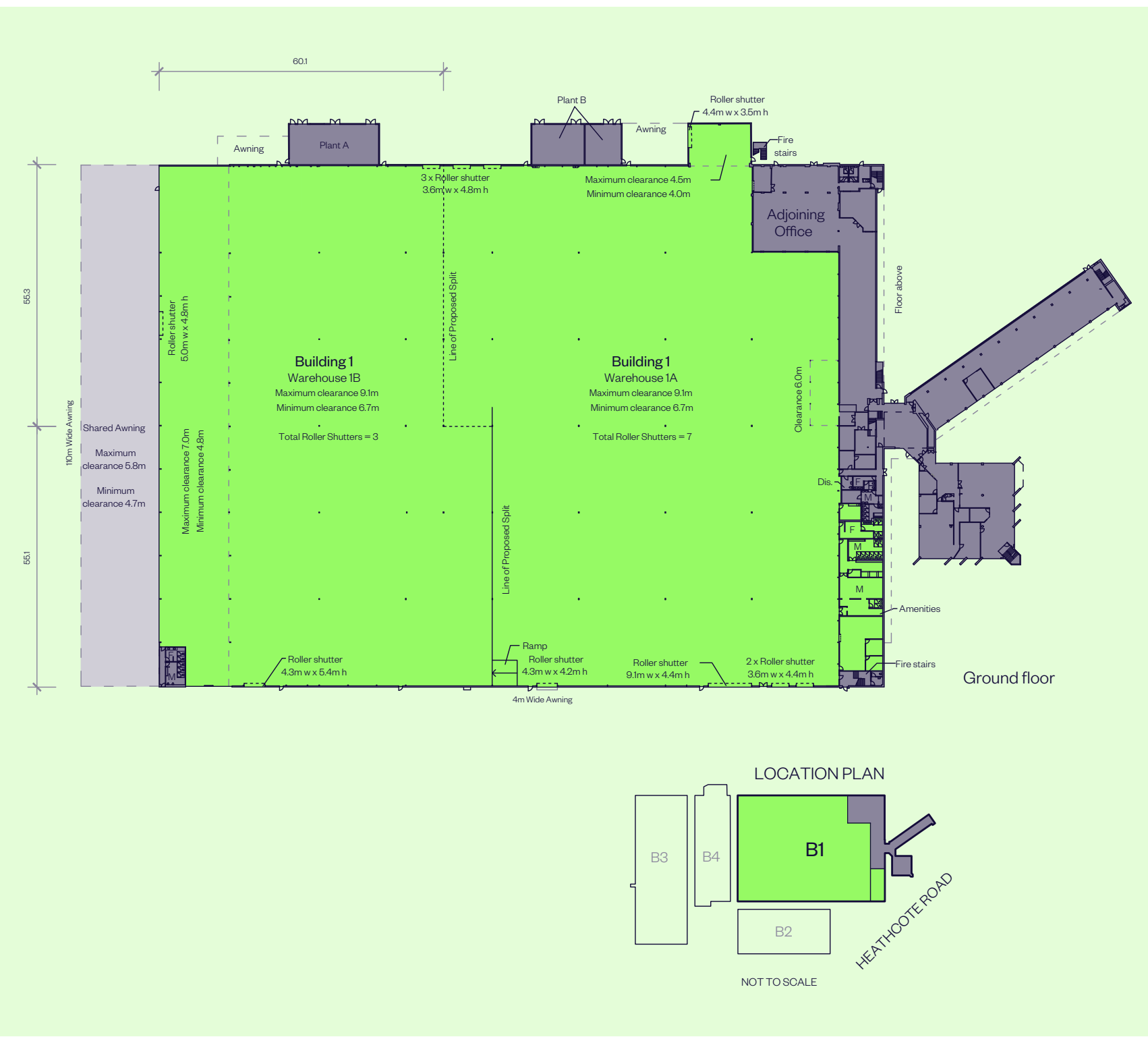
BUILDING 1 PLAN

AREA SCHEDULE	SQM
Warehouse	15,591
Amentities	318
Total area	15,909



BUILDING 1 INDICATIVE SPLIT PLAN

AREA SCHEDULE	SQM
Warehouse 1A	8,448
Warehouse 1B	7,143
Amentities A	318
Total area	15,909



SOUTH WEST INDUSTRIAL ESTATE – TRAFFIC MANAGEMENT PLAN



CONTACT



GET IN TOUCH

Dylan Carroll
Portfolio Manager
T. 02 9230 7360
M. 0424 953 102
dylan.carroll@goodman.com

Josh Frame
Portfolio Manager
T. 02 9230 7159
M. 0474 148 584
josh.frame@goodman.com

Goodman
The Hayesbery
1-11 Hayes Road
Rosebery NSW 2018
T. 02 9230 7400

[VIEW THIS PROPERTY ONLINE](#) 