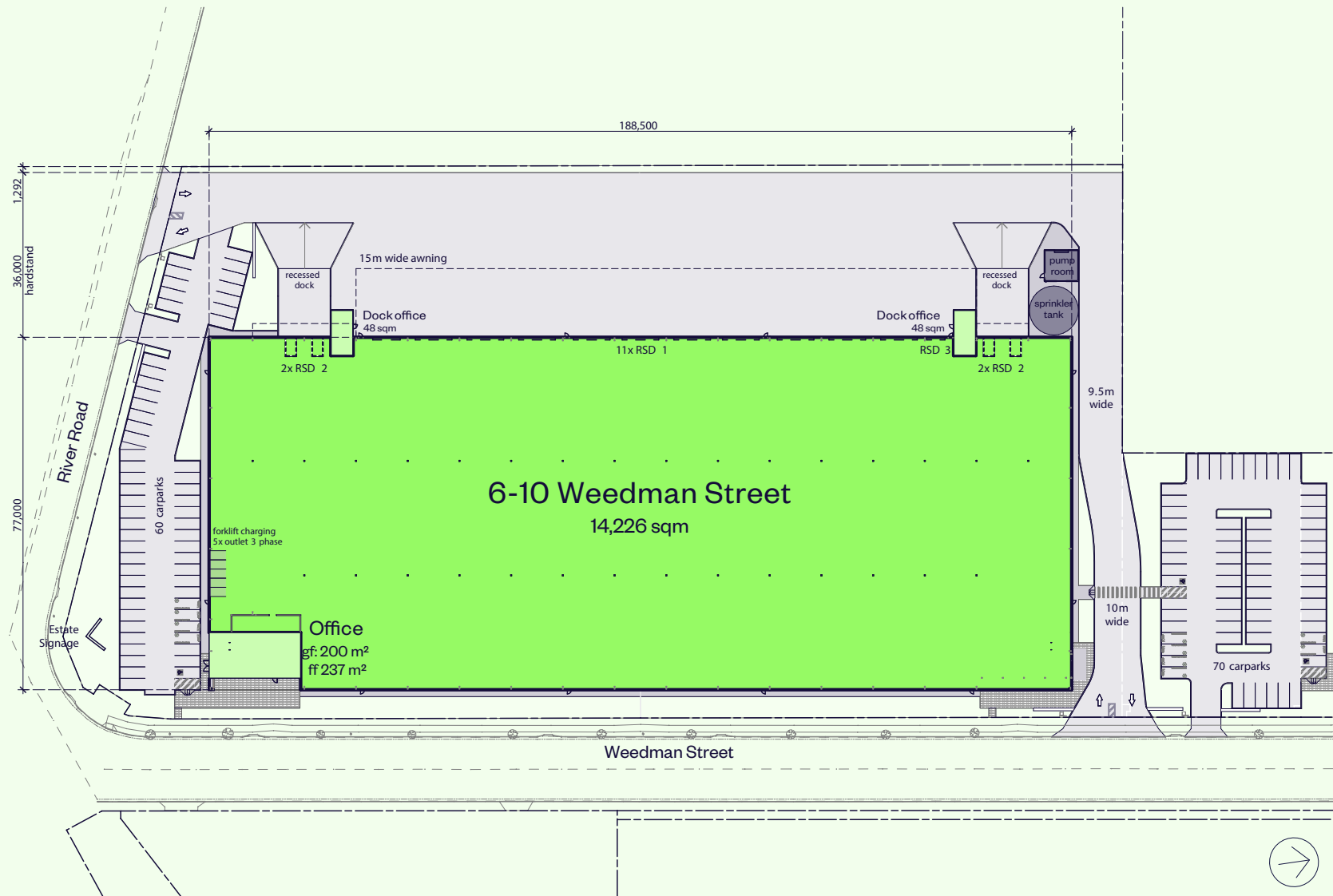


# 6-10 Weedman Street OPTION 1

AREA SCHEDULE	SQM
<b>Site area</b>	<b>35,509</b>
Warehouse	14,226
Office (ground level)	200
Office (first floor)	237
Dock office	96
<b>Total GFA</b>	<b>14,759</b>
Total car parking (incl. 3 PWD)	130 spaces



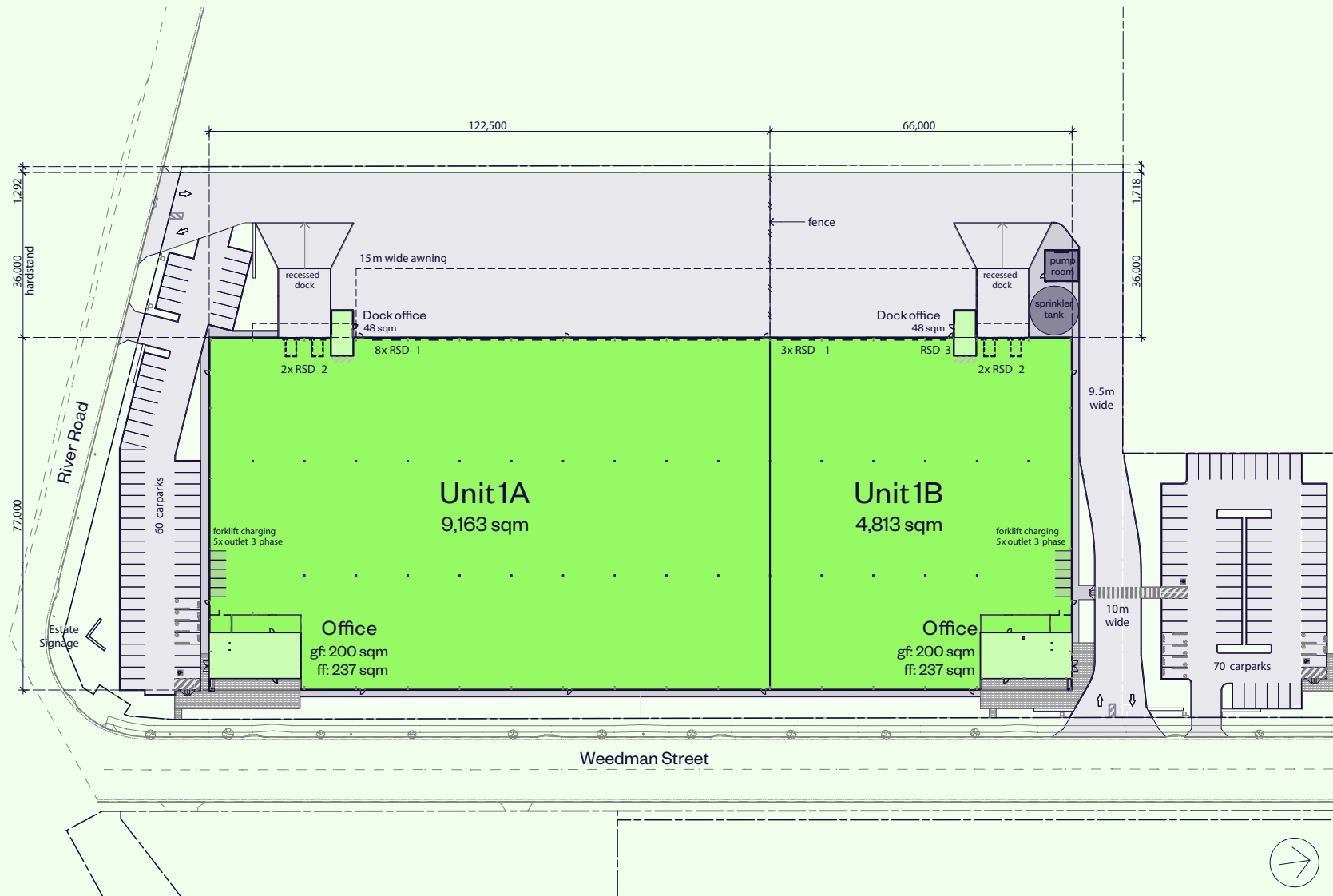
# 6-10 Weedman Street OPTION 2

AREA SCHEDULE	SQM
<b>Site area</b>	<b>35,509</b>
Warehouse	13,976
Office (ground level)	200
Office (first floor)	237
Dock office	96
<b>Total GFA</b>	<b>14,946</b>
Total car parking (incl. 3 PWD)	130 spaces



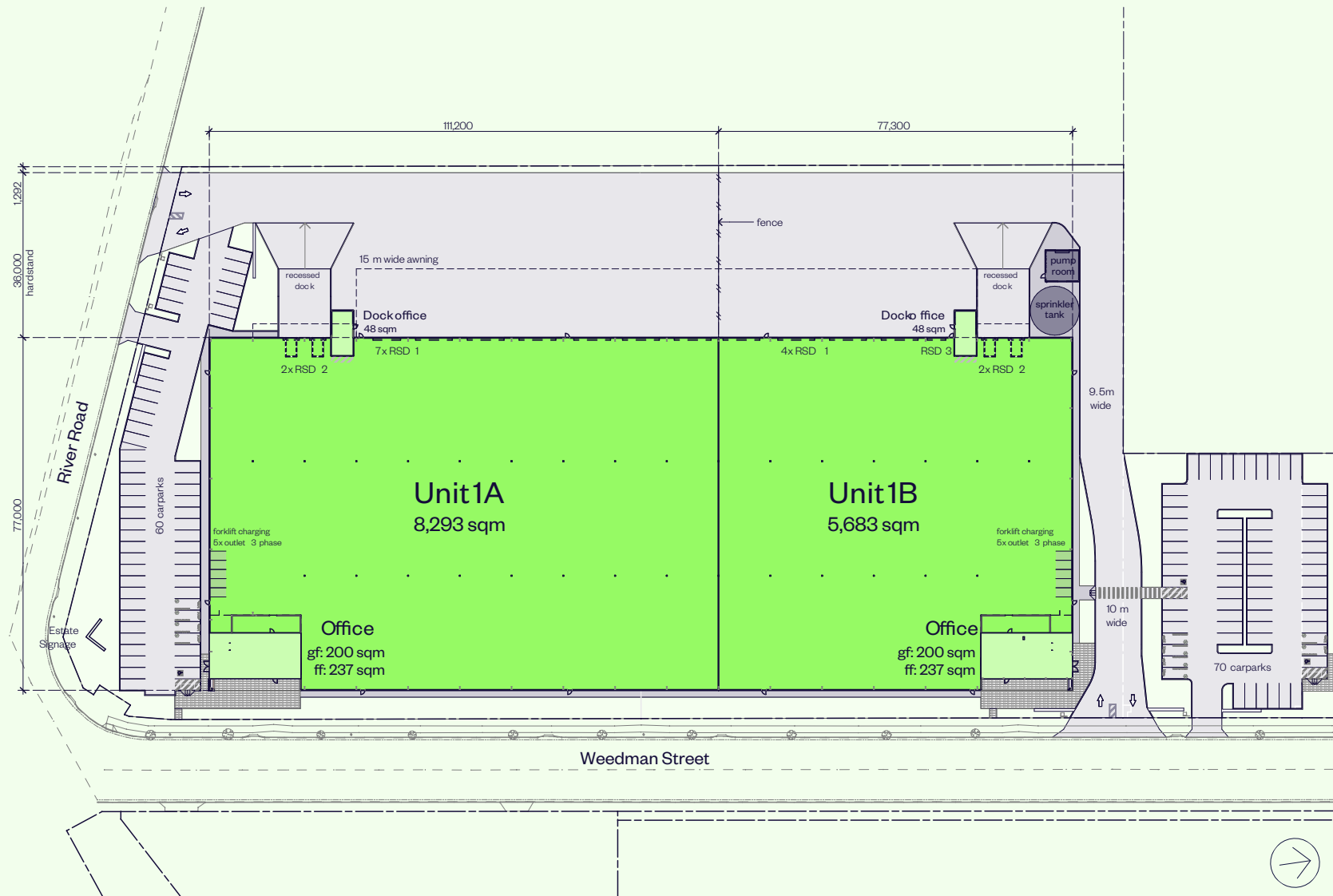
# 6-10 Weedman Street OPTION 3

AREA SCHEDULE	SQM
<b>Site area</b>	<b>35,509</b>
<b>Tenancy 1A</b>	
Warehouse	9,163
Office (ground level)	200
Office (first floor)	237
Dock office	48
<b>Total tenancy 1A</b>	<b>9,648</b>
Car parking	60 spaces
<b>Tenancy 1B</b>	
Warehouse	4,813
Office (ground level)	200
Office (first floor)	237
Dock office	48
<b>Total tenancy 1B</b>	<b>5,298</b>
Shared car parking	70 spaces
<b>Total GFA</b>	<b>14,946</b>
Total car parking (incl. 3 PWD)	130 spaces



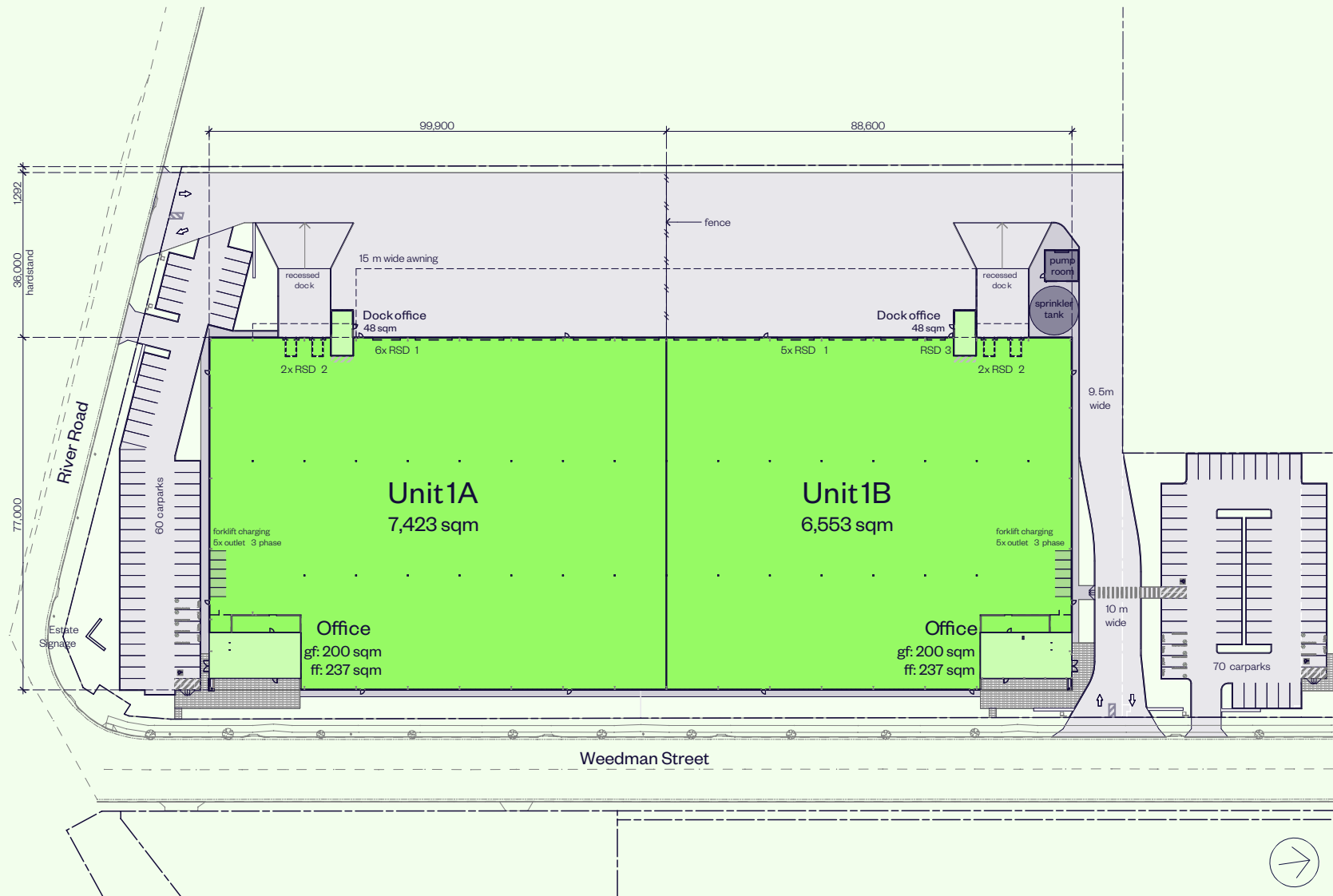
# 6-10 Weedman Street OPTION 4

AREA SCHEDULE	SQM
<b>Site area</b>	<b>35,509</b>
<b>Tenancy 1A</b>	
Warehouse	8,293
Office (ground level)	200
Office (first floor)	237
Dock office	48
<b>Total tenancy 1A</b>	<b>8,778</b>
<b>Car parking</b>	
	60 spaces
<b>Tenancy 1B</b>	
Warehouse	5,683
Office (ground level)	200
Office (first floor)	237
Dock office	48
<b>Total tenancy 1B</b>	<b>6,168</b>
<b>Shared car parking</b>	
	70 spaces
<b>Total GFA</b>	<b>14,946</b>
<b>Total car parking (incl. 3 PWD)</b>	
	130 spaces



# 6-10 Weedman Street OPTION 5

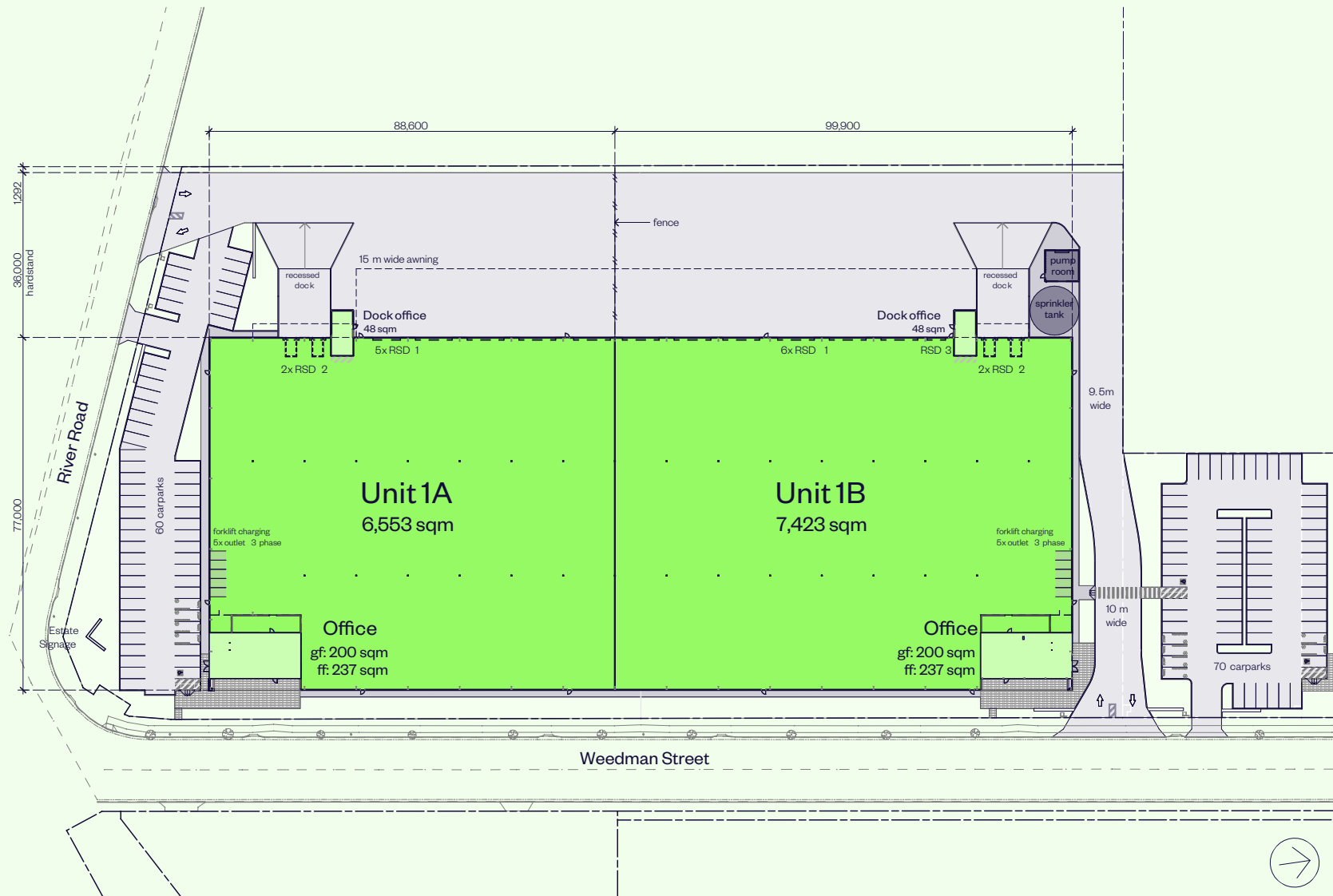
AREA SCHEDULE	SQM
<b>Site area</b>	<b>35,509</b>
<b>Tenancy 1A</b>	
Warehouse	7,423
Office (ground level)	200
Office (first floor)	237
Dock office	48
<b>Total tenancy 1A</b>	<b>7,908</b>
<b>Tenancy 1B</b>	
Warehouse	6,553
Office (ground level)	200
Office (first floor)	237
Dock office	48
<b>Total tenancy 1B</b>	<b>7,038</b>
Shared car parking	70 spaces
<b>Total GFA</b>	<b>14,946</b>
Total car parking (incl. 3 PWD)	130 spaces



# 6-10 Weedman Street

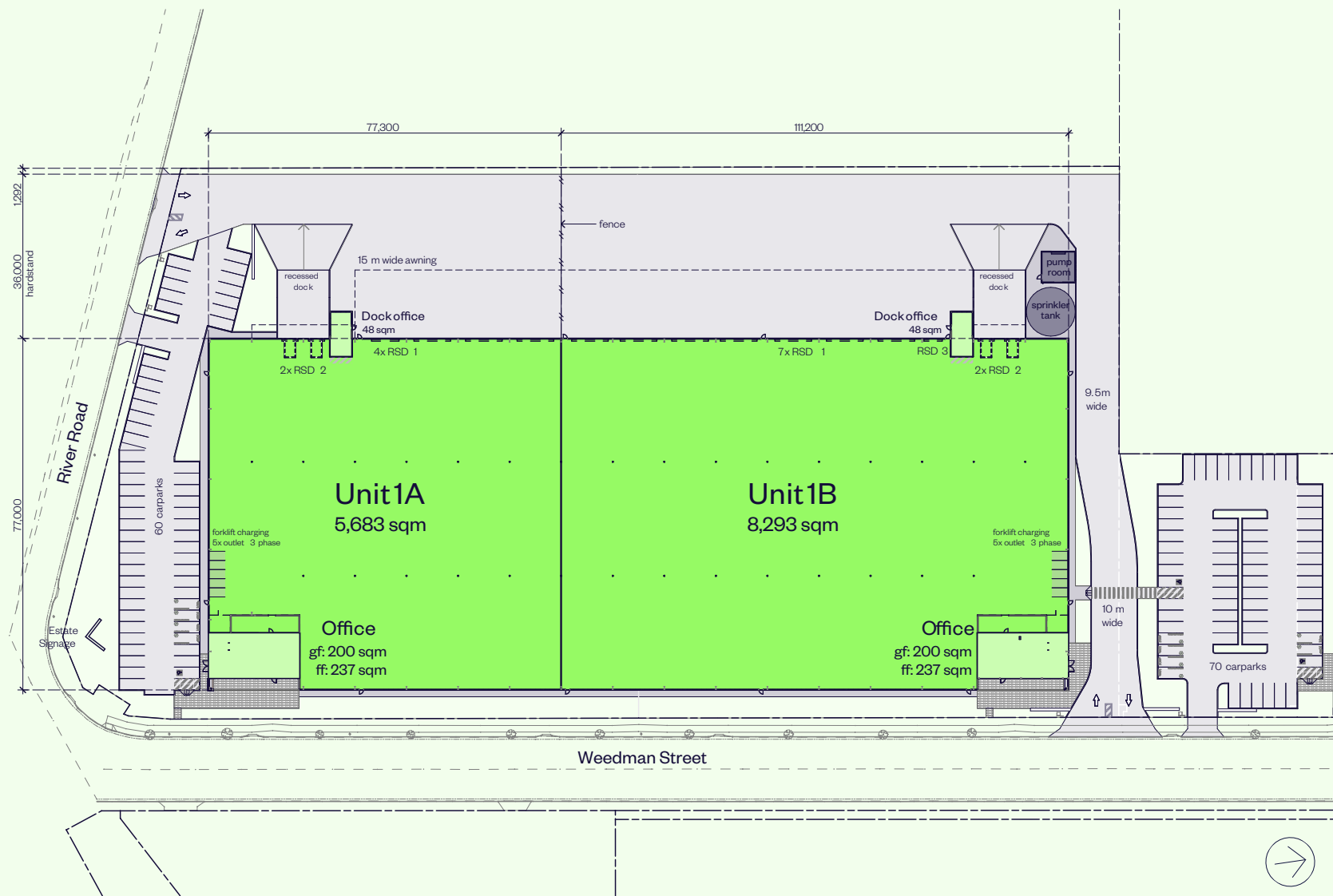
## OPTION 6

AREA SCHEDULE	SQM
<b>Site area</b>	<b>35,509</b>
<b>Tenancy 1A</b>	
Warehouse	6,553
Office (ground level)	200
Office (first floor)	237
Dock office	48
<b>Total tenancy 1A</b>	<b>7,038</b>
Car parking	60 spaces
<b>Tenancy 1B</b>	
Warehouse	7,423
Office (ground level)	200
Office (first floor)	237
Dock office	48
<b>Total tenancy 1B</b>	<b>7,908</b>
Shared car parking	70 spaces
<b>Total GFA</b>	<b>14,946</b>
Total car parking (incl. 3 PWD)	130 spaces



# 6-10 Weedman Street OPTION 7

AREA SCHEDULE	SQM
<b>Site area</b>	<b>35,509</b>
<b>Tenancy 1A</b>	
Warehouse	5,683
Office (ground level)	200
Office (first floor)	237
Dock office	48
<b>Total tenancy 1A</b>	<b>6,168</b>
Car parking	60 spaces
<b>Tenancy 1B</b>	
Warehouse	8,293
Office (ground level)	200
Office (first floor)	237
Dock office	48
<b>Total tenancy 1B</b>	<b>8,778</b>
Shared car parking	70 spaces
<b>Total GFA</b>	<b>14,946</b>
Total car parking (incl. 3 PWD)	130 spaces



# 6-10 Weedman Street OPTION 8

AREA SCHEDULE	SQM
<b>Site area</b>	<b>35,509</b>
<b>Tenancy 1A</b>	
Warehouse	4,813
Office (ground level)	200
Office (first floor)	237
Dock office	48
<b>Total tenancy 1A</b>	<b>5,298</b>
Car parking	60 spaces
<b>Tenancy 1B</b>	
Warehouse	9,163
Office (ground level)	200
Office (first floor)	237
Dock office	48
<b>Total tenancy 1B</b>	<b>9,648</b>
Shared car parking	70 spaces
<b>Total GFA</b>	<b>14,946</b>
Total car parking (incl. 3 PWD)	130 spaces

