

DIAGRAM 2 : SIGN FRAME DETAILS

**DB SCHENKER**

Proposal for Oakdale West Estate - Kemps Creek signage fixings

aluminium frames  
each frame in equal sections (7 sections)  
1380 x 2500mm + single vertical support

aluminium cladding on each frame  
top & bottom returns on each  
& side returns on each end panel

**ALUM PANEL SCREW PERIMETER FIXINGS:**

ST4.2(8G) GAL BUTTON/PAN/HEX HEAD TEK METAL SCREWS AROUND ENTIRE PERIMETER.  
SCREWS THROUGH ALUM CLADDING INTO ALUM SHS @600 CENTRES

**ALUM PANEL VHB TAPE FIXINGS:**

PROVIDE 12mm WIDE x 2500mm LONG STRIPS OF 3M #4941 VHB TAPE TO FIX ALUM CLADDING TO FRAME.  
TAPE APPLIED TO EVERY VERTICAL FRAME MEMBER.  
TAPE TO BE APPLIED/INSTALLED IN ACCORDANCE WITH

**CONSTRUCTION CERTIFICATE**

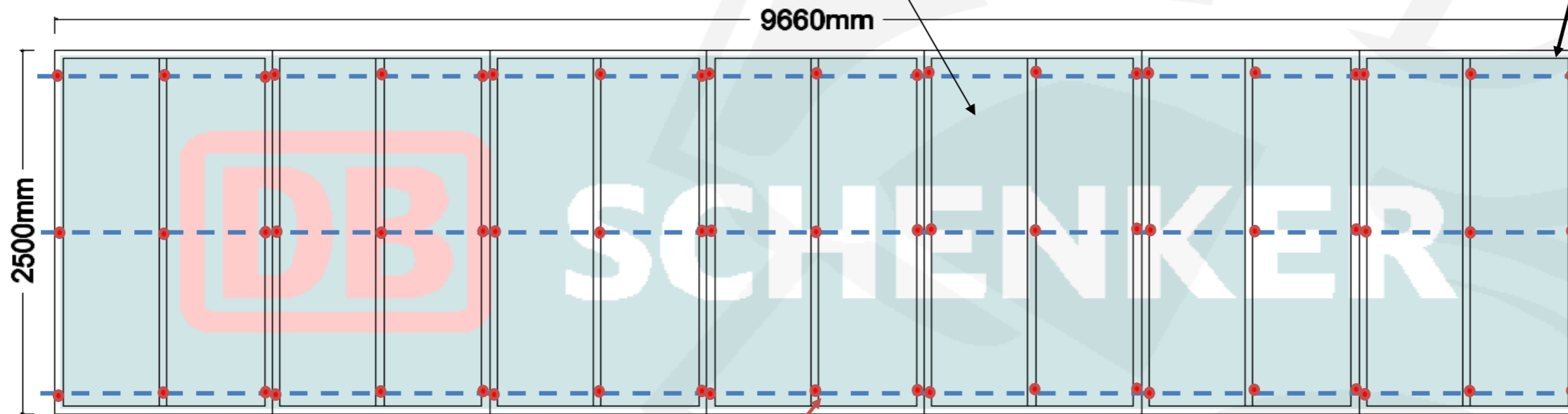
Approved Plans & Specifications relating to:

Date Approved: 29 May 2024

Certificate No.: CC - 24064

**BLACKETT MAGUIRE + GOLDSMITH**


**ALUM FRAME MEMBERS:  
50x50x3 SHS 6060T5 FULLY WELDED  
FRAMES**



M6(4.6/S) GAL BOLTS OR ALL THREAD TO CONNECT FRAME MEMBERS TO EXISTING GIRTS.

PROVIDE BLIND HOLE IF REQUIRED

INDICATIVE LOCATION OF EXISTING INTERNAL GIRTS.  
TO BE CONFIRMED ON SITE BY CLIENT.



**CONSTRUCTION CERTIFICATE**  
 Approved Plans & Specifications relating to:  
 Date Approved: **29 May 2024**  
 Certificate No.: **C C - 2 4 0 6 4**  
**BLACKETT MAGUIRE + GOLDSMITH**

**INSTALLATION NOTES:**  
 1. BASE PLATES OF ALL UPRIGHTS TO BE DUAL FIXED TO FRONT CORNERS WITH A MINIMUM M12x75 ANCHOR U.N.O, INSTALLED TO MANUFACTURERS RECOMMENDATIONS.  
 2. RACKING TO BE INSTALLED TO THE TOLERANCES SPECIFIED IN 'AS4084.2:2023'

**GENERAL NOTES FOR USERS AND OPERATORS:**  
 1. THIS RACK STRUCTURE HAS BEEN DESIGNED FOR A SPECIFIC PURPOSE.  
 2. DEVIATIONS FROM THIS DRAWING MAY IMPAIR THE SAFETY OF THE RACKING INSTALLATION.  
 3. DO NOT ADJUST OR RE-CONFIGURE THE RACK WITHOUT APPROVAL FROM THE DESIGNER/MANUFACTURER.  
 4. REPORT ANY IMPACT TO THE RACK TO YOUR SUPERVISOR FOR DAMAGE ASSESSMENT.  
 5. RACKING TO BE REGULARLY MAINTAINED AND INSPECTED AS PER 'AS4084.2:2023'  
 6. APC HAVE ASSUMED THE EXISTING SURFACE ONTO WHICH THIS INSTALLATION IS TO BE BUILT IS CAPABLE OF SUPPORTING THE STRUCTURE AND ITS CONTENTS. IT IS THE CLIENTS RESPONSIBILITY TO OBTAIN INDEPENDENT VERIFICATION THAT THE EXISTING OR PROPOSED BUILDING IS STRUCTURALLY ADEQUATE TO WITHSTAND THE INDUCED LOADS AND RESTRAIN THE FLOOR FIXINGS.


REV	REVISION DESCRIPTION	DATE	DRN	CHKD
C	REVISED FRAME DETAILS & FRAME LOCATIONS	13/05/24	ED	
B	NO CHANGES	08/05/24	NB	
A	ORIGINAL	29/04/24	NB	

Phone: 1300 138 303  
 www.apcgroup.com.au

**SYDNEY MELBOURNE BRISBANE PERTH**

CLIENT **DB SCHENKER**  
 PROJECT **4 CUPRUM CLOSE, KEMPS CREEK, NSW**  
 DRAWING **OVERALL LAYOUT**

DRAWING NUMBER <b>J006376 - ID001</b>		REVISION <b>C</b>	
DATE <b>13/05/24</b>	DRAWN <b>ED</b>	SCALE <b>1:500 @ A3</b>	SHEET <b>A3</b>
NOTE: ALL DIMENSIONS ARE NOMINAL			
This is the property of apc group. It must not be copied without written consent and must be returned on request. The information shown is to be regarded as confidential and must not be disclosed to any third party.			



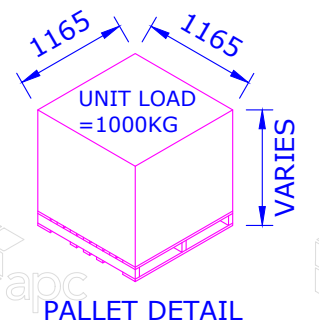
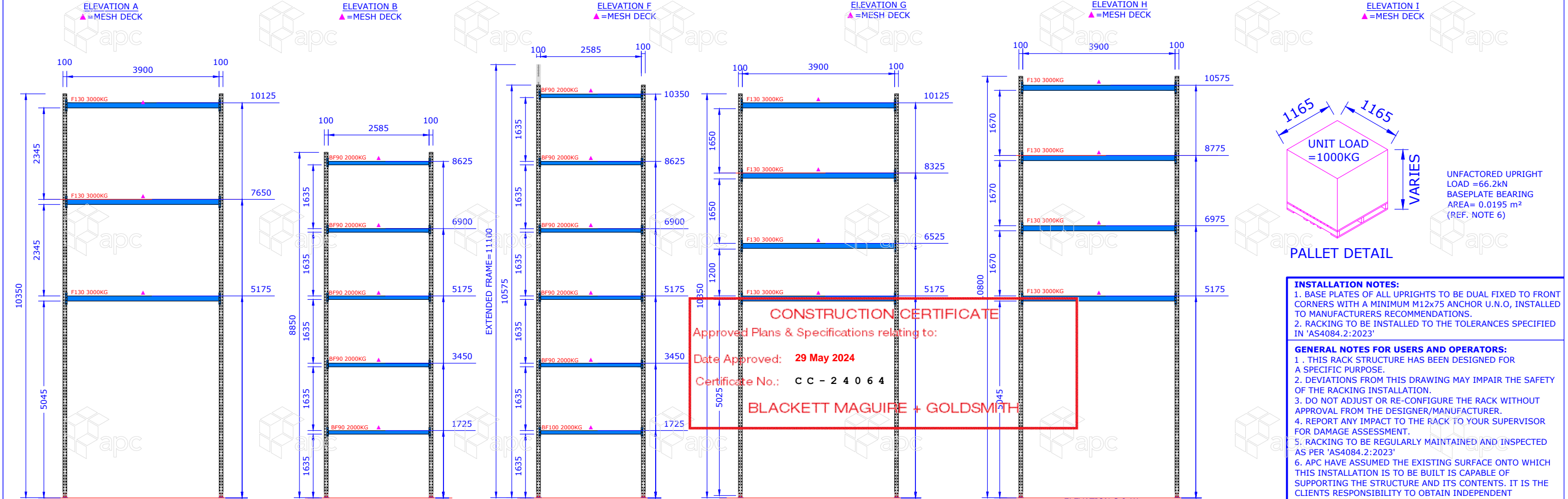
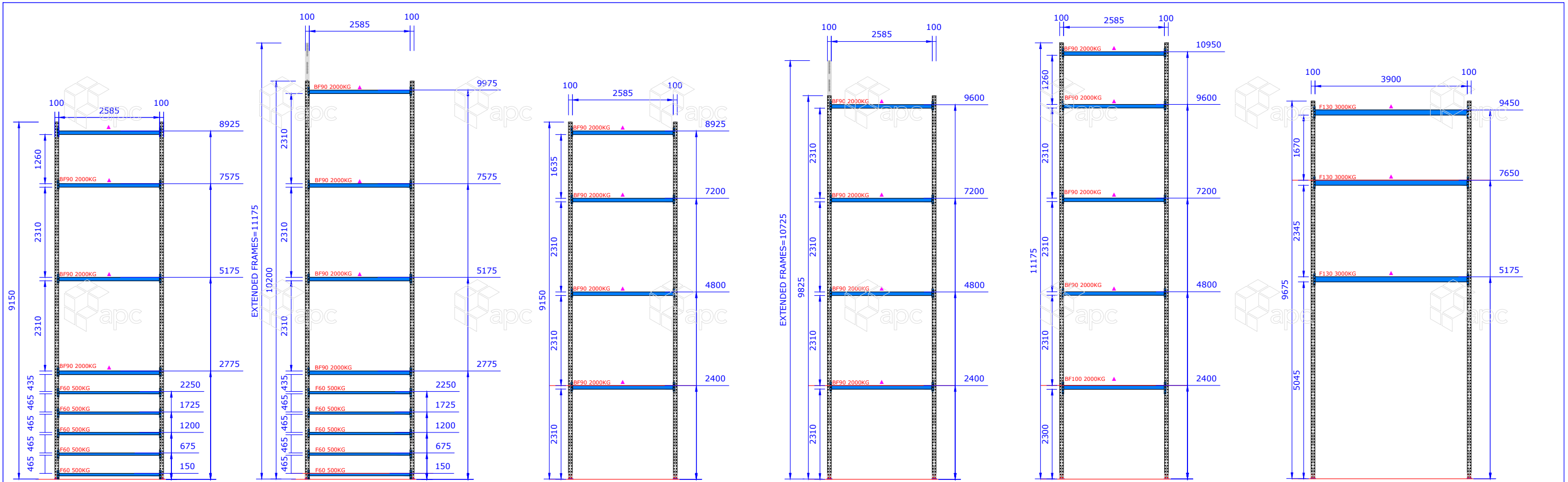
REV	REVISION DESCRIPTION	DATE	DRN	CHKD
C	REVISED FRAME DETAILS & FRAME LOCATIONS	13/05/24	ED	
B	NO CHANGES	08/05/24	NB	
A	ORIGINAL	29/04/24	NB	

Phone: 1300 138 303  
www.apcgroup.com.au

**SYDNEY MELBOURNE BRISBANE PERTH**

CLIENT	<b>DB SCHENKER</b>
PROJECT	<b>4 CUPRUM CLOSE, KEMPS CREEK, NSW</b>
DRAWING	<b>GENERAL LAYOUT</b>

DRAWING NUMBER	<b>J006376 - ID002</b>		REVISION	<b>C</b>
DATE	DRAWN	SCALE	SHEET	
<b>13/05/24</b>	<b>ED</b>	<b>1:300 @ A3</b>	<b>A3</b>	
NOTE: ALL DIMENSIONS ARE NOMINAL				
<small>This is the property of apc group. It must not be copied without written consent and must be returned on request. The information shown is to be regarded as confidential and must not be disclosed to any third party.</small>				



UNFACTORED UPRIGHT LOAD = 66.2kN  
 BASEPLATE BEARING AREA = 0.0195 m<sup>2</sup>  
 (REF. NOTE 6)

**CONSTRUCTION CERTIFICATE**  
 Approved Plans & Specifications relating to:  
 Date Approved: **29 May 2024**  
 Certificate No.: **CC - 24064**  
**BLACKETT MAGUIRE + GOLDSMITH**

**INSTALLATION NOTES:**  
 1. BASE PLATES OF ALL UPRIGHTS TO BE DUAL FIXED TO FRONT CORNERS WITH A MINIMUM M12x75 ANCHOR U.N.O, INSTALLED TO MANUFACTURERS RECOMMENDATIONS.  
 2. RACKING TO BE INSTALLED TO THE TOLERANCES SPECIFIED IN 'AS4084.2:2023'

**GENERAL NOTES FOR USERS AND OPERATORS:**  
 1. THIS RACK STRUCTURE HAS BEEN DESIGNED FOR A SPECIFIC PURPOSE.  
 2. DEVIATIONS FROM THIS DRAWING MAY IMPAIR THE SAFETY OF THE RACKING INSTALLATION.  
 3. DO NOT ADJUST OR RE-CONFIGURE THE RACK WITHOUT APPROVAL FROM THE DESIGNER/MANUFACTURER.  
 4. REPORT ANY IMPACT TO THE RACK TO YOUR SUPERVISOR FOR DAMAGE ASSESSMENT.  
 5. RACKING TO BE REGULARLY MAINTAINED AND INSPECTED AS PER 'AS4084.2:2023'  
 6. APC HAVE ASSUMED THE EXISTING SURFACE ONTO WHICH THIS INSTALLATION IS TO BE BUILT IS CAPABLE OF SUPPORTING THE STRUCTURE AND ITS CONTENTS. IT IS THE CLIENTS RESPONSIBILITY TO OBTAIN INDEPENDENT VERIFICATION THAT THE EXISTING OR PROPOSED BUILDING IS STRUCTURALLY ADEQUATE TO WITHSTAND THE INDUCED LOADS AND RESTRAIN THE FLOOR FIXINGS.

REV	REVISION DESCRIPTION	DATE	DRN	CHKD
C	REVISED FRAME DETAILS & FRAME LOCATIONS	13/05/24	ED	
B	NO CHANGES	08/05/24	NB	
A	ORIGINAL	29/04/24	NB	

Phone: 1300 138 303  
 www.apcgroup.com.au

**SYDNEY MELBOURNE BRISBANE PERTH**


CLIENT: **DB SCHENKER**  
 PROJECT: **4 CUPRUM CLOSE, KEMPS CREEK, NSW**  
 DRAWING: **ELEVATIONS**

DRAWING NUMBER		REVISION	
J006376 - ID003		C	
DATE	DRAWN	SCALE	SHEET
13/05/24	ED	1:100 @ A3	A3

NOTE: ALL DIMENSIONS ARE NOMINAL

This is the property of apc group. It must not be copied without written consent and must be returned on request. The information shown is to be regarded as confidential and must not be disclosed to any third party.





**CONSTRUCTION CERTIFICATE**  
Approved Plans & Specifications relating to:

Date Approved: **29 May 2024**

Certificate No.: **CC - 24064**

DRAWING NUMBER: **100576-1004**

DATE: **13/05/24** DRAWN: **ED** SCALE: **1:300 @ A3** SHEET: **A3**

NOTE: ALL DIMENSIONS ARE NOMINAL

This is the property of apc group. It must not be copied without written consent and must be returned on request. The information shown is to be regarded as confidential and must not be disclosed to any third party.

REV	REVISION DESCRIPTION	DATE	DRN	CHKD
C	REVISED FRAME DETAILS & FRAME LOCATIONS	13/05/24	ED	
B	NO CHANGES	08/05/24	NB	
A	ORIGINAL	29/04/24	NB	

Phone: 1300 138 303  
www.apcgroup.com.au

**SYDNEY MELBOURNE BRISBANE PERTH**

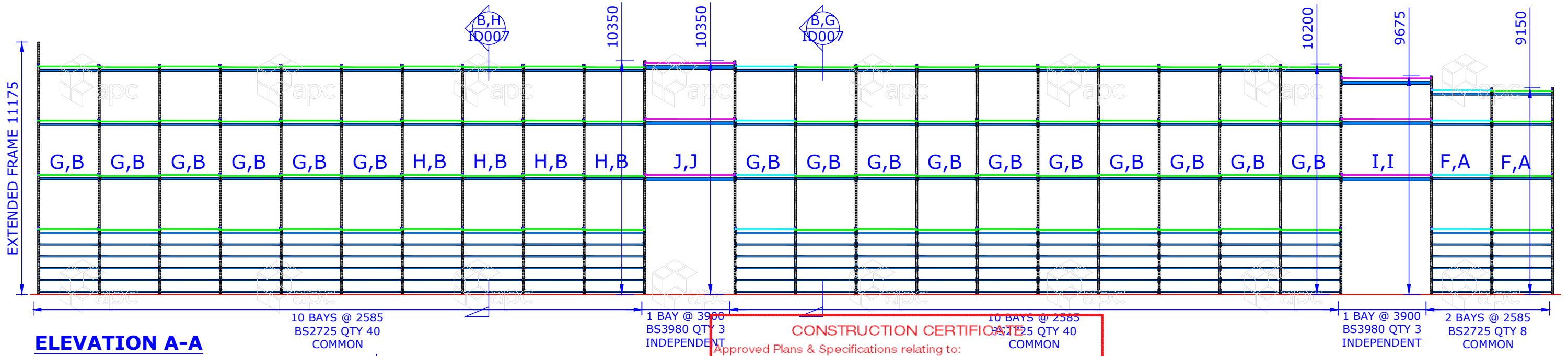
CLIENT: **DB SCHENKER**

PROJECT: **4 CUPRUM CLOSE, KEMPS CREEK, NSW**

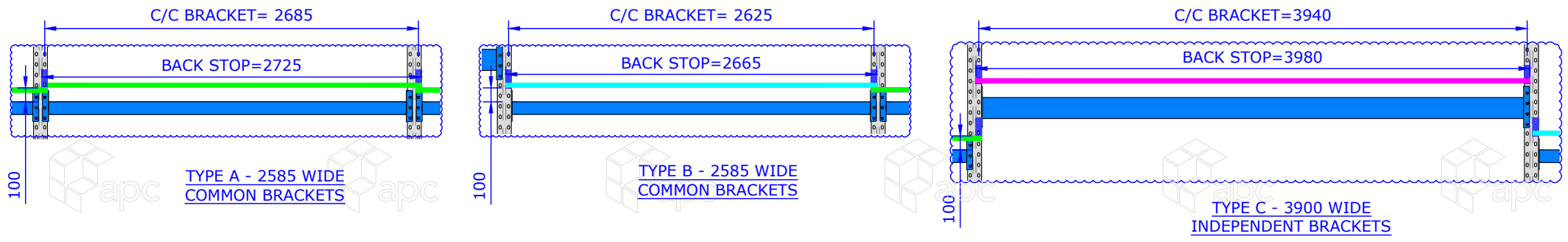
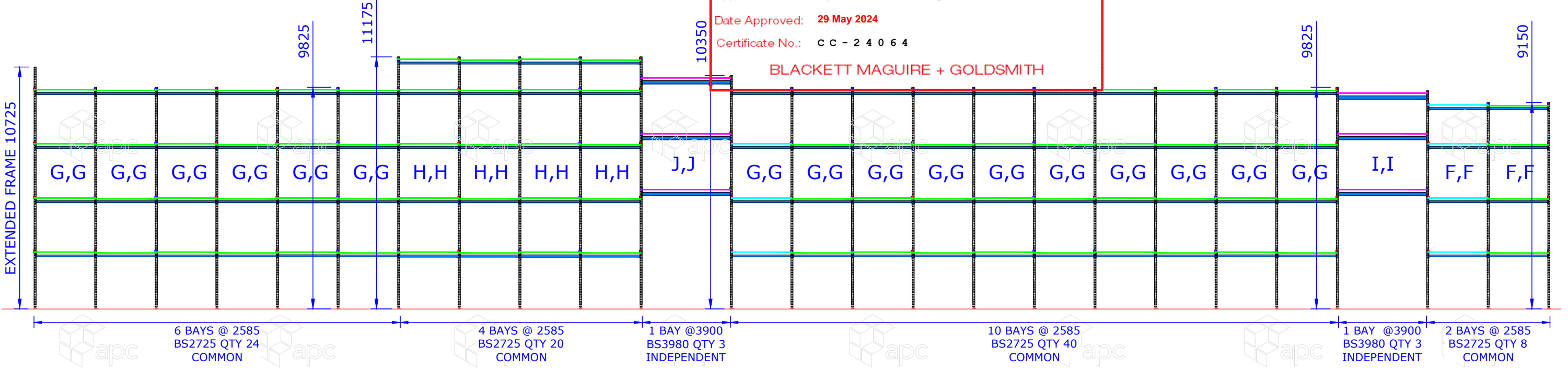
DRAWING: **FRAME LAYOUT**

REVISION: **C**

DATE: **13/05/24** DRAWN: **ED** SCALE: **1:300 @ A3** SHEET: **A3**



**CONSTRUCTION CERTIFICATE**  
 Approved Plans & Specifications relating to:  
 Date Approved: 29 May 2024  
 Certificate No.: C C - 2 4 0 6 4  
**BLACKETT MAGUIRE + GOLDSMITH**



**BS# = BACK STOPS**

**INSTALLATION NOTES:**  
 1. BASE PLATES OF ALL UPRIGHTS TO BE DUAL FIXED TO FRONT CORNERS WITH A MINIMUM M12x75 ANCHOR U.N.O, INSTALLED TO MANUFACTURERS RECOMMENDATIONS.  
 2. RACKING TO BE INSTALLED TO THE TOLERANCES SPECIFIED IN 'AS4084.2:2023'

**GENERAL NOTES FOR USERS AND OPERATORS:**  
 1. THIS RACK STRUCTURE HAS BEEN DESIGNED FOR A SPECIFIC PURPOSE.  
 2. DEVIATIONS FROM THIS DRAWING MAY IMPAIR THE SAFETY OF THE RACKING INSTALLATION.  
 3. DO NOT ADJUST OR RE-CONFIGURE THE RACK WITHOUT APPROVAL FROM THE DESIGNER/MANUFACTURER.  
 4. REPORT ANY IMPACT TO THE RACK TO YOUR SUPERVISOR FOR DAMAGE ASSESSMENT.  
 5. RACKING TO BE REGULARLY MAINTAINED AND INSPECTED AS PER 'AS4084.2:2023'  
 6. APC HAVE ASSUMED THE EXISTING SURFACE ONTO WHICH THIS INSTALLATION IS TO BE BUILT IS CAPABLE OF SUPPORTING THE STRUCTURE AND ITS CONTENTS. IT IS THE CLIENTS RESPONSIBILITY TO OBTAIN INDEPENDENT VERIFICATION THAT THE EXISTING OR PROPOSED BUILDING IS STRUCTURALLY ADEQUATE TO WITHSTAND THE INDUCED LOADS AND RESTRAIN THE FLOOR FIXINGS.

REV	REVISION DESCRIPTION	DATE	DRN	CHKD
C	REVISED FRAME DETAILS & FRAME LOCATIONS	13/05/24	ED	
B	ADDS ON DIMENSIONS & DESCRIPTIONS	08/05/24	NB	
A	ORIGINAL	29/04/24	NB	

Phone: 1300 138 303  
www.apcgroup.com.au

**SYDNEY MELBOURNE BRISBANE PERTH**

CLIENT: **DB SCHENKER**

PROJECT: **4 CUPRUM CLOSE, KEMPS CREEK, NSW**

DRAWING: **ELEVATION A-A & B-B**

DRAWING NUMBER: **J006376 - ID005**

REVISION: **C**

DATE: **13/05/24**

DRAWN: **ED**

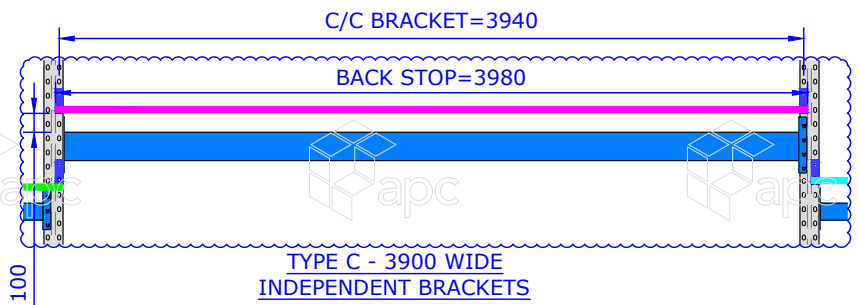
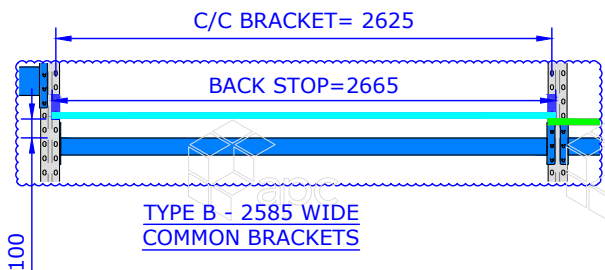
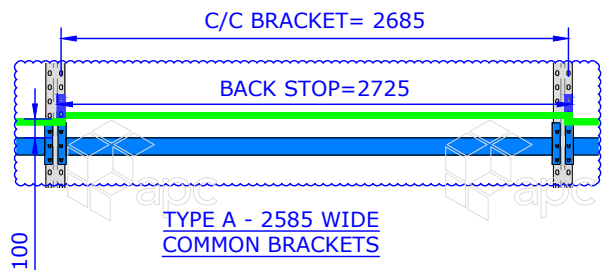
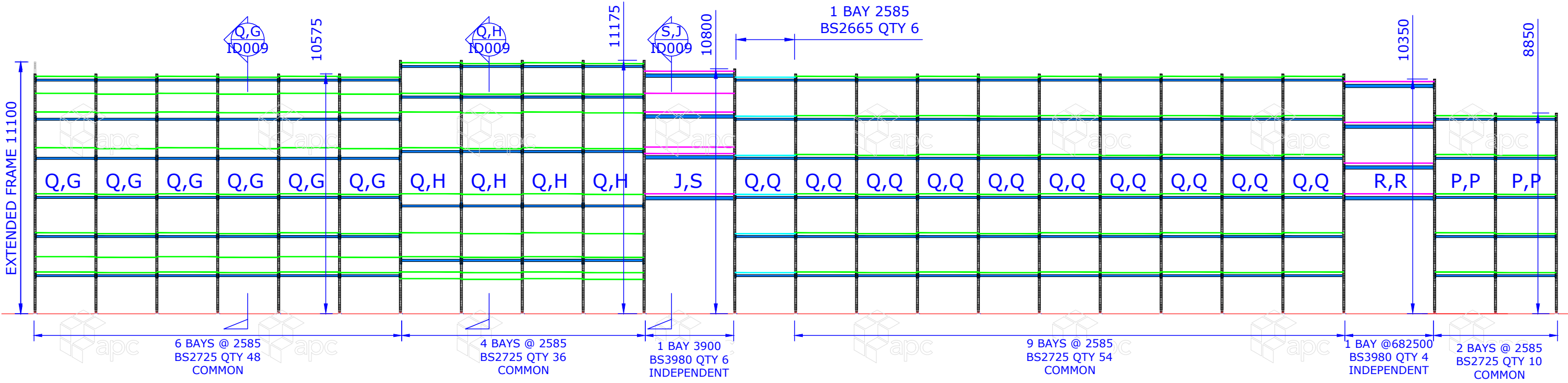
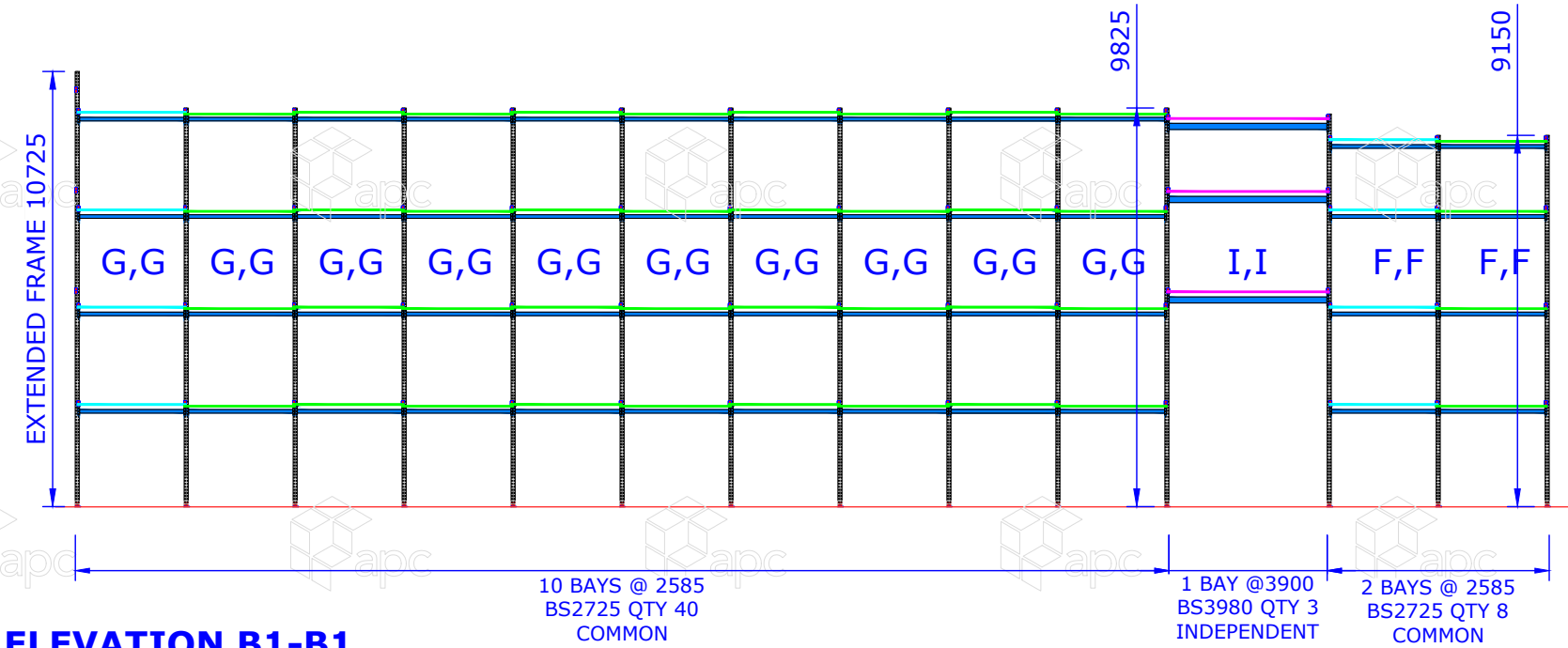
SCALE: **1:175 @ A3**

SHEET: **A3**

NOTE: ALL DIMENSIONS ARE NOMINAL

This is the property of apc group. It must not be copied without written consent and must be returned on request. The information shown is to be regarded as confidential and must not be disclosed to any third party.

**CONSTRUCTION CERTIFICATE**  
 Approved Plans & Specifications relating to:  
 Date Approved: **29 May 2024**  
 Certificate No.: **CC - 24064**  
**BLACKETT MAGUIRE + GOLDSMITH**



**INSTALLATION NOTES:**  
 1. BASE PLATES OF ALL UPRIGHTS TO BE DUAL FIXED TO FRONT CORNERS WITH A MINIMUM M12x75 ANCHOR U.N.O, INSTALLED TO MANUFACTURERS RECOMMENDATIONS.  
 2. RACKING TO BE INSTALLED TO THE TOLERANCES SPECIFIED IN 'AS4084.2:2023'

**GENERAL NOTES FOR USERS AND OPERATORS:**  
 1. THIS RACK STRUCTURE HAS BEEN DESIGNED FOR A SPECIFIC PURPOSE.  
 2. DEVIATIONS FROM THIS DRAWING MAY IMPAIR THE SAFETY OF THE RACKING INSTALLATION.  
 3. DO NOT ADJUST OR RE-CONFIGURE THE RACK WITHOUT APPROVAL FROM THE DESIGNER/MANUFACTURER.  
 4. REPORT ANY IMPACT TO THE RACK TO YOUR SUPERVISOR FOR DAMAGE ASSESSMENT.  
 5. RACKING TO BE REGULARLY MAINTAINED AND INSPECTED AS PER 'AS4084.2:2023'  
 6. APC HAVE ASSUMED THE EXISTING SURFACE ONTO WHICH THIS INSTALLATION IS TO BE BUILT IS CAPABLE OF SUPPORTING THE STRUCTURE AND ITS CONTENTS. IT IS THE CLIENTS RESPONSIBILITY TO OBTAIN INDEPENDENT VERIFICATION THAT THE EXISTING OR PROPOSED BUILDING IS STRUCTURALLY ADEQUATE TO WITHSTAND THE INDUCED LOADS AND RESTRAIN THE FLOOR FIXINGS.

**BS# = BACK STOPS**

REV	REVISION DESCRIPTION	DATE	DRN	CHKD
C	REVISED FRAME DETAILS & FRAME LOCATIONS	13/05/24	ED	
B	ADDS ON DIMENSIONS & DESCRIPTIONS	08/05/24	NB	
A	ORIGINAL	29/04/24	NB	

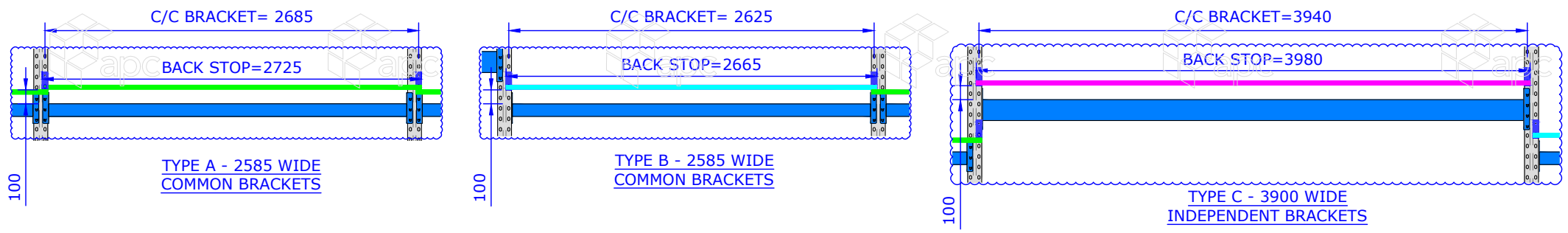
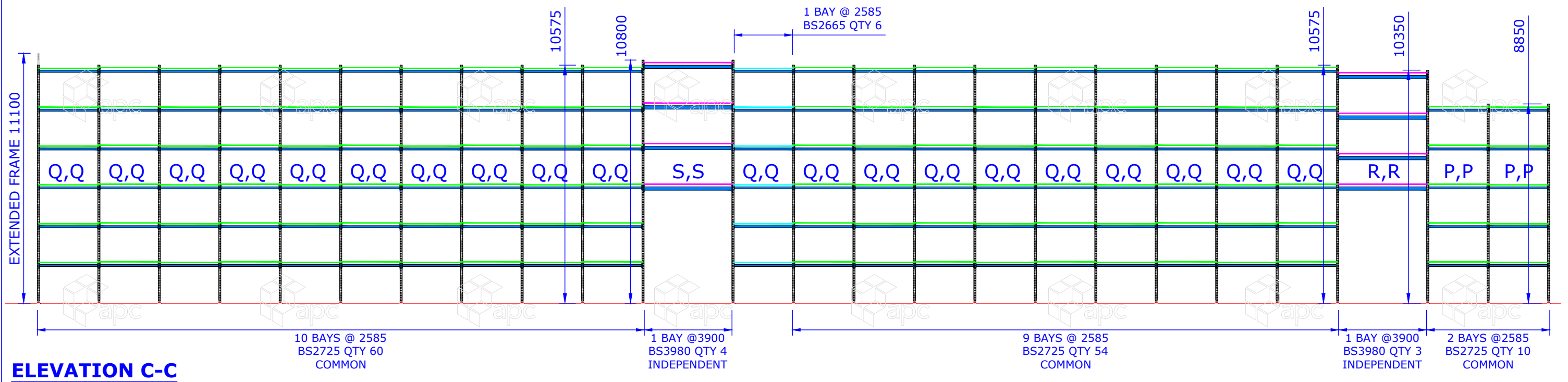
Phone: 1300 138 303  
www.apcgroup.com.au

**SYDNEY MELBOURNE BRISBANE PERTH**

CLIENT **DB SCHENKER**  
 PROJECT **4 CUPRUM CLOSE, KEMPS CREEK, NSW**  
 DRAWING **ELEVATION C-C**

DRAWING NUMBER **J006376 - ID006**  
 DATE **13/05/24** DRAWN **ED** SCALE **1:175 @ A3** SHEET **A3**  
 REVISION **C**

NOTE: ALL DIMENSIONS ARE NOMINAL  
 This is the property of apc group. It must not be copied without written consent and must be returned on request. The information shown is to be regarded as confidential and must not be disclosed to any third party.



**BS# = BACK STOPS**

**CONSTRUCTION CERTIFICATE**  
Approved Plans & Specifications relating to:  
Date Approved: **29 May 2024**  
Certificate No.: **CC - 24064**  
**BLACKETT MAGUIRE + GOLDSMITH**

**INSTALLATION NOTES:**  
1. BASE PLATES OF ALL UPRIGHTS TO BE DUAL FIXED TO FRONT CORNERS WITH A MINIMUM M12x75 ANCHOR U.N.O, INSTALLED TO MANUFACTURERS RECOMMENDATIONS.  
2. RACKING TO BE INSTALLED TO THE TOLERANCES SPECIFIED IN 'AS4084.2:2023'

**GENERAL NOTES FOR USERS AND OPERATORS:**  
1. THIS RACK STRUCTURE HAS BEEN DESIGNED FOR A SPECIFIC PURPOSE.  
2. DEVIATIONS FROM THIS DRAWING MAY IMPAIR THE SAFETY OF THE RACKING INSTALLATION.  
3. DO NOT ADJUST OR RE-CONFIGURE THE RACK WITHOUT APPROVAL FROM THE DESIGNER/MANUFACTURER.  
4. REPORT ANY IMPACT TO THE RACK TO YOUR SUPERVISOR FOR DAMAGE ASSESSMENT.  
5. RACKING TO BE REGULARLY MAINTAINED AND INSPECTED AS PER 'AS4084.2:2023'  
6. APC HAVE ASSUMED THE EXISTING SURFACE ONTO WHICH THIS INSTALLATION IS TO BE BUILT IS CAPABLE OF SUPPORTING THE STRUCTURE AND ITS CONTENTS. IT IS THE CLIENTS RESPONSIBILITY TO OBTAIN INDEPENDENT VERIFICATION THAT THE EXISTING OR PROPOSED BUILDING IS STRUCTURALLY ADEQUATE TO WITHSTAND THE INDUCED LOADS AND RESTRAIN THE FLOOR FIXINGS.

REV	REVISION DESCRIPTION	DATE	DRN	CHKD
C	REVISED FRAME DETAILS & FRAME LOCATIONS	13/05/24	ED	
B	ADDS ON DIMENSIONS & DESCRIPTIONS	08/05/24	NB	
A	ORIGINAL	29/04/24	NB	

Phone: 1300 138 303  
www.apcgroup.com.au

**SYDNEY MELBOURNE BRISBANE PERTH**

CLIENT: **DB SCHENKER**

PROJECT: **4 CUPRUM CLOSE, KEMPS CREEK, NSW**

DRAWING: **ELEVATION C-C**

DRAWING NUMBER: **J006376 - ID007**

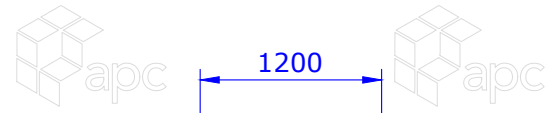
REVISION: **C**

DATE: **13/05/24** DRAWN: **ED** SCALE: **1:175 @ A3** SHEET: **A3**

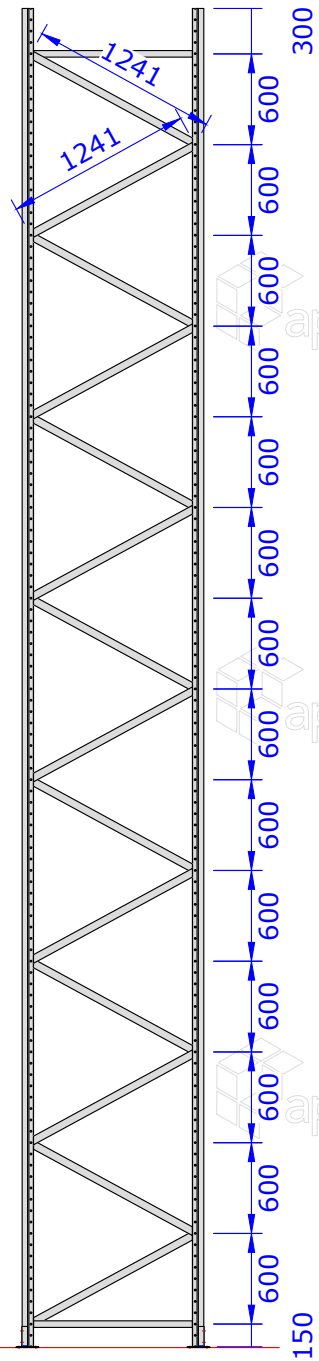
NOTE: ALL DIMENSIONS ARE NOMINAL

This is the property of apc group. It must not be copied without written consent and must be returned on request. The information shown is to be regarded as confidential and must not be disclosed to any third party.





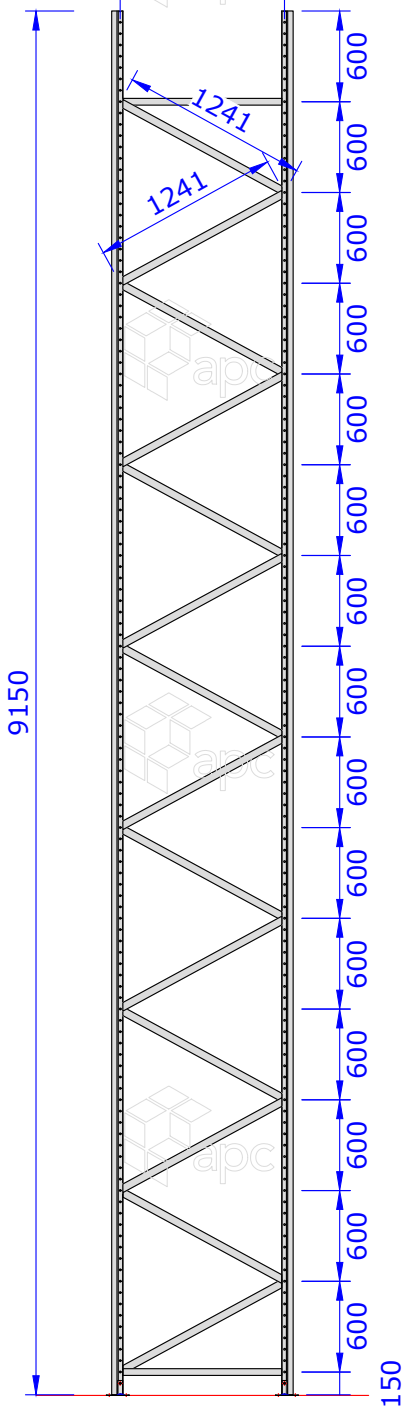
1200



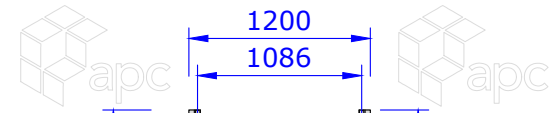

POST - 310 - BP  
(8850x1200)  
QTY: 24



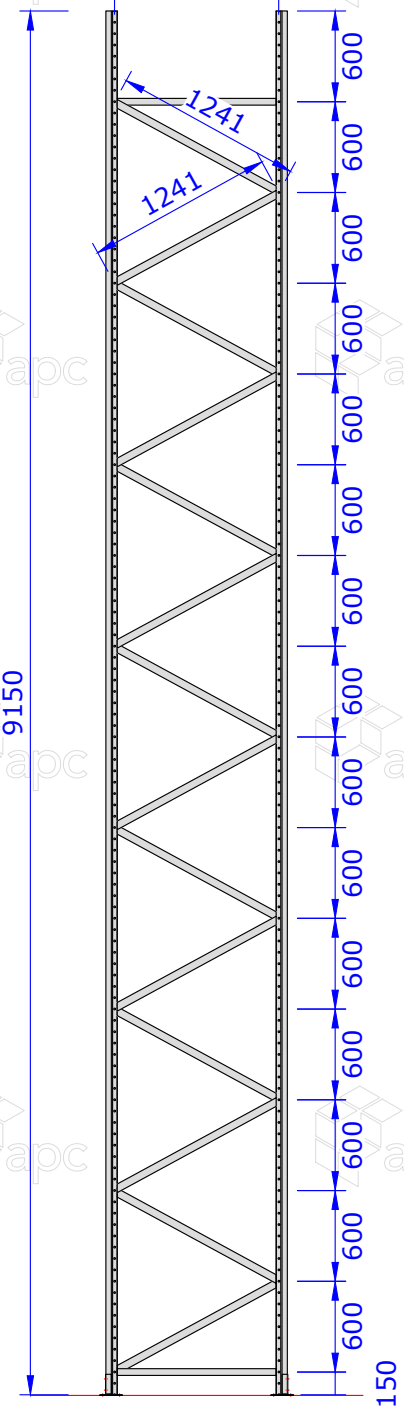
1200  
1086



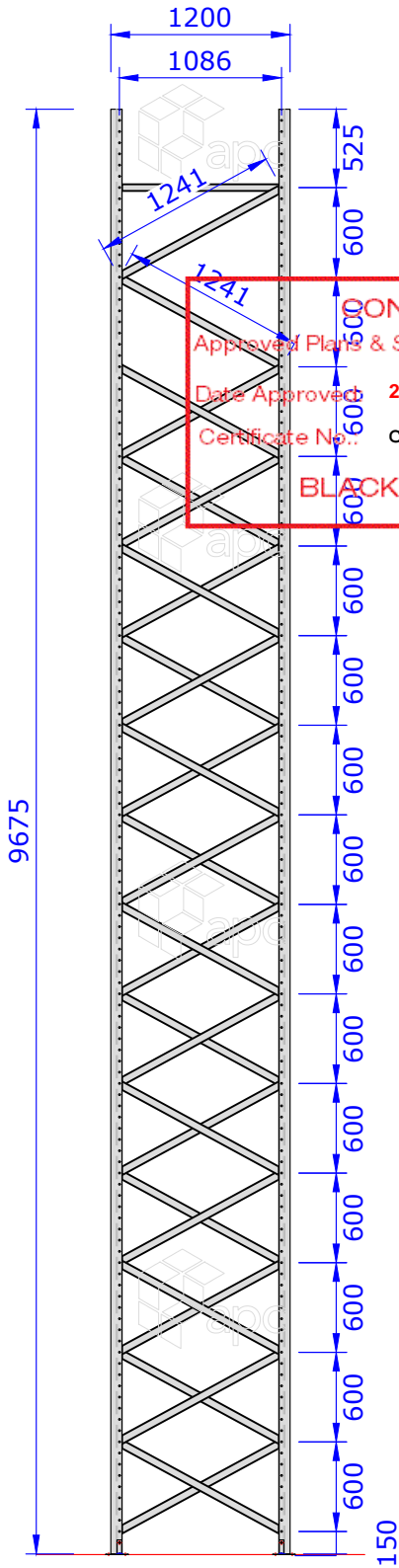
POST - 310 - FP  
(9150x1200)  
QTY: 2




1200  
1086



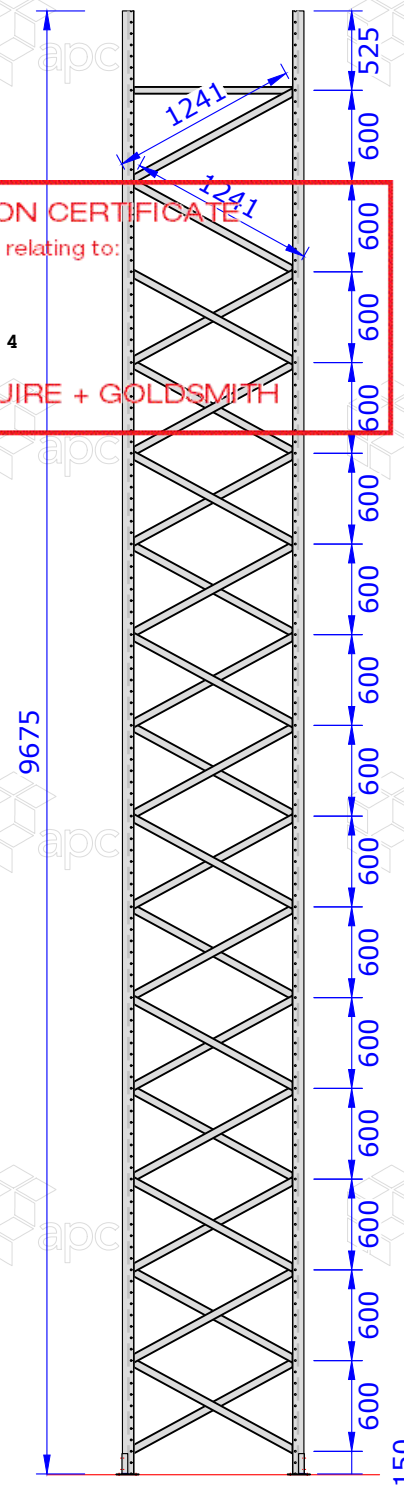
POST - 310 - BP  
(9150x1200)  
QTY: 50



POST - 310 - FP  
(9675x1200)  
QTY: 1



1200



POST - 310 - BP  
(9675x1200)  
QTY: 25



**CONSTRUCTION CERTIFICATE**  
Approved Plans & Specifications relating to:  
Date Approved: 29 May 2024  
Certificate No.: CC - 2 4 0 6 4  
**BLACKETT MAGUIRE + GOLDSMITH**

REV	REVISION DESCRIPTION	DATE	DRN	CHKD
C	REVISED FRAME DETAILS & FRAME LOCATIONS	13/05/24	ED	
B	NO CHANGES	08/05/24	NB	
A	ORIGINAL	29/04/24	NB	

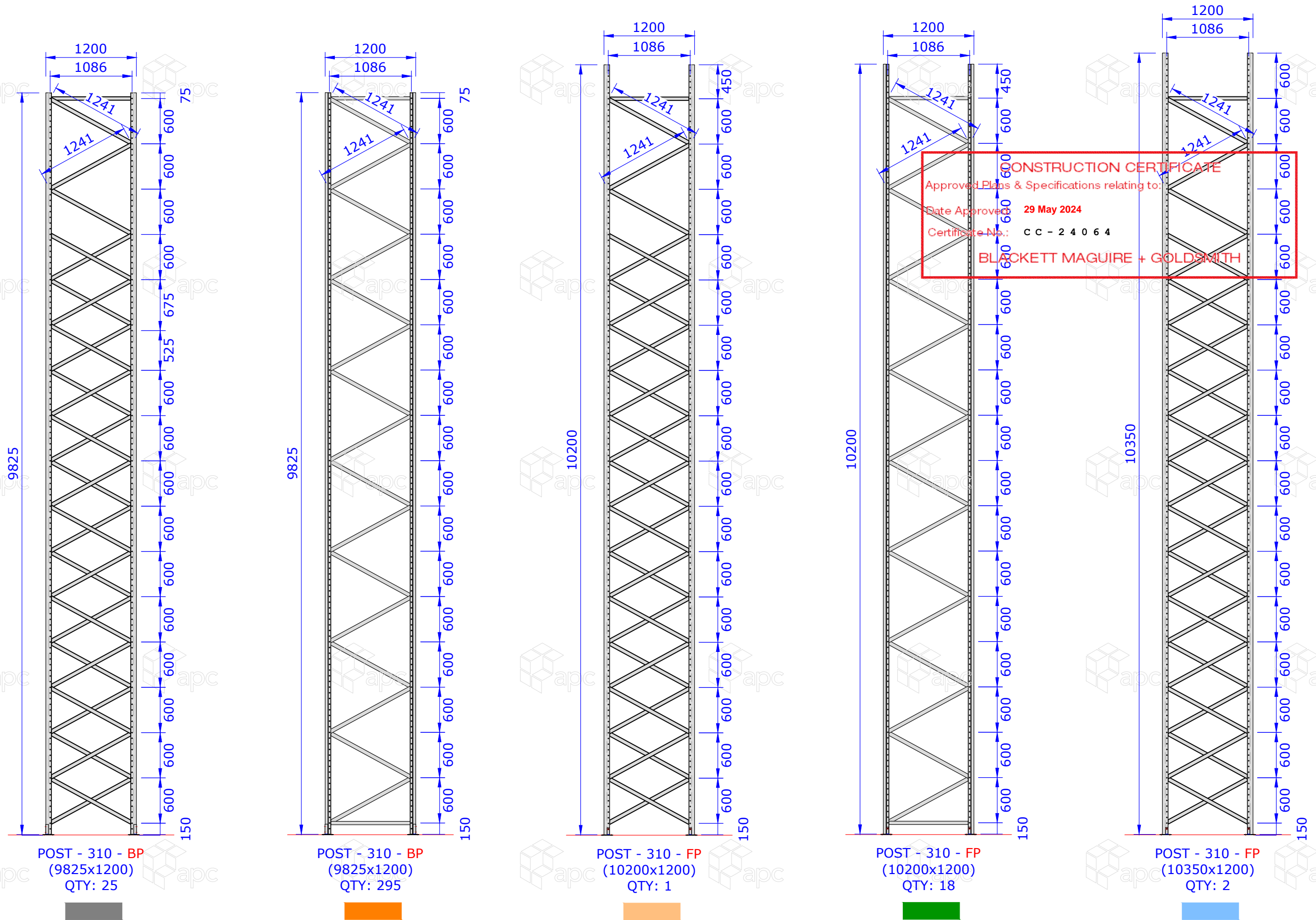
Phone: 1300 138 303  
www.apcgroup.com.au



SYDNEY MELBOURNE BRISBANE PERTH

CLIENT	DB SCHENKER
PROJECT	4 CUPRUM CLOSE, KEMPS CREEK, NSW
DRAWING	FRAME ASSEMBLY

DRAWING NUMBER	J006376 - ID008	REVISION	C
DATE	13/05/24	DRAWN	ED
SCALE	1:50 @ A3	SHEET	A3
NOTE: ALL DIMENSIONS ARE NOMINAL			
This is the property of apc group. It must not be copied without written consent and must be returned on request. The information shown is to be regarded as confidential and must not be disclosed to any third party.			



**CONSTRUCTION CERTIFICATE**  
 Approved Plans & Specifications relating to:  
 Date Approved: **29 May 2024**  
 Certificate No.: **CC - 2 4 0 6 4**  
**BLACKETT MAGUIRE + GOLDSMITH**

REV	REVISION DESCRIPTION	DATE	DRN	CHKD
C	REVISED FRAME DETAILS & FRAME LOCATIONS	13/05/24	ED	
B	NO CHANGES	08/05/24	NB	
A	ORIGINAL	29/04/24	NB	

Phone: 1300 138 303  
www.apcgroup.com.au



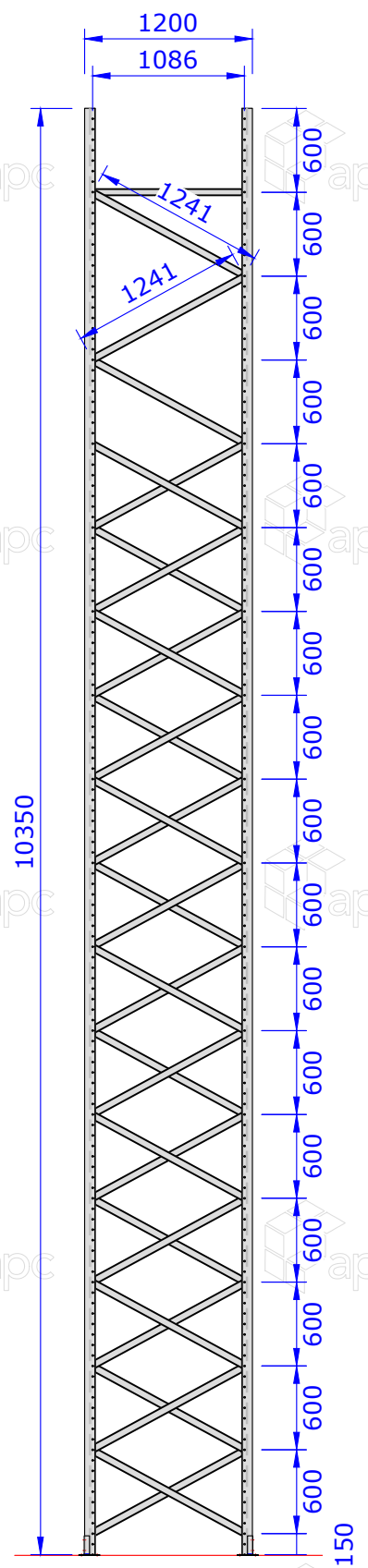
**SYDNEY MELBOURNE BRISBANE PERTH**

CLIENT: **DB SCHENKER**

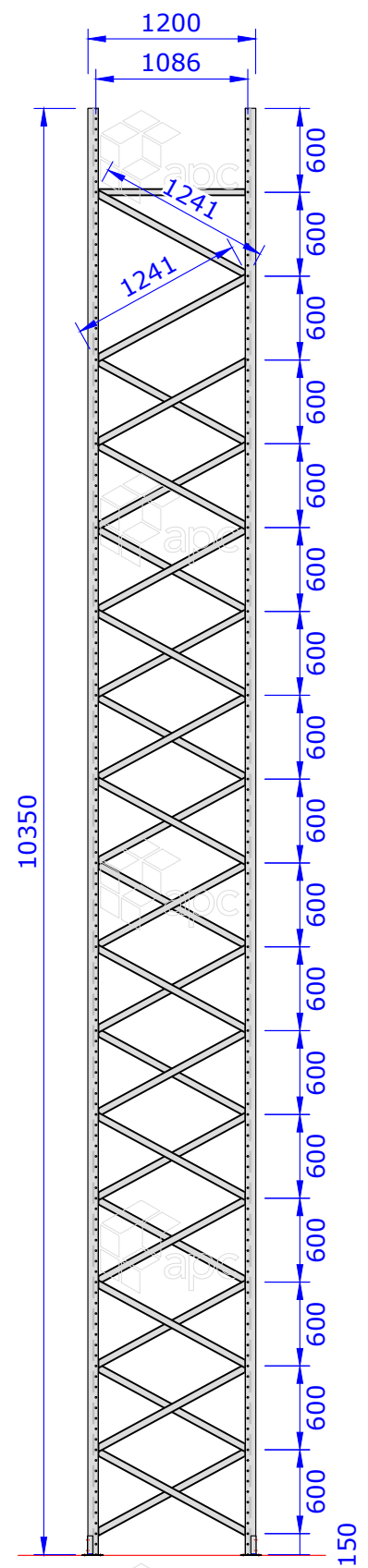
PROJECT: **4 CUPRUM CLOSE, KEMPS CREEK, NSW**

DRAWING: **FRAME ASSEMBLY**

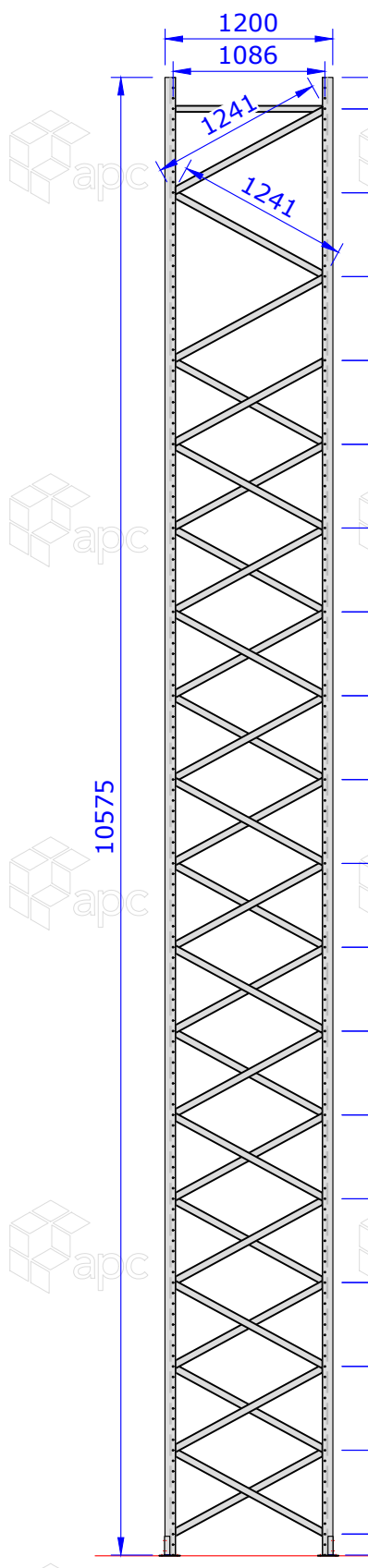
DRAWING NUMBER: <b>J006376 - ID009</b>		REVISION: <b>C</b>	
DATE: <b>13/05/24</b>	DRAWN: <b>ED</b>	SCALE: <b>1:50 @ A3</b>	SHEET: <b>A3</b>
NOTE: ALL DIMENSIONS ARE NOMINAL			
This is the property of apc group. It must not be copied without written consent and must be returned on request. The information shown is to be regarded as confidential and must not be disclosed to any third party.			



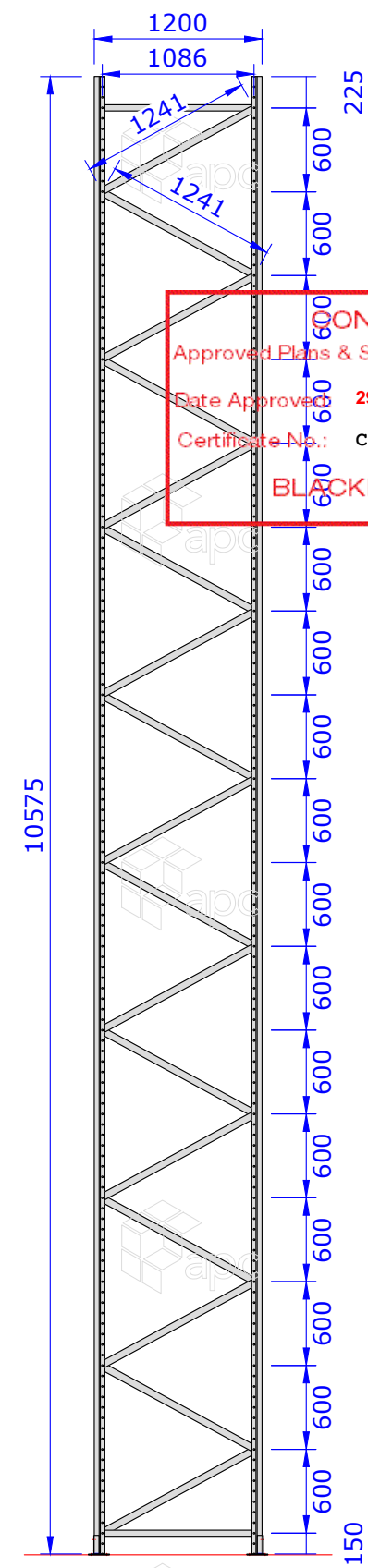
POST - 310 - FP  
(10350x1200)  
QTY: 13



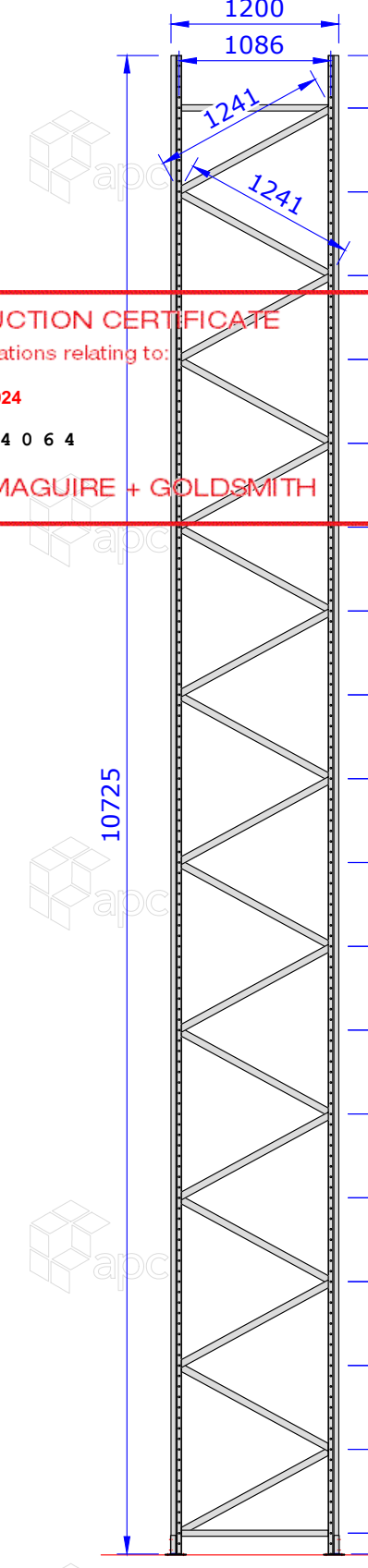
POST - 310 - BP  
(10350x1200)  
QTY: 12



POST - 310 - BP  
(10575x1200)  
QTY: 13



POST - 310 - BP  
(10575x1200)  
QTY: 207



POST - 310 - BP  
(10725x1200)  
QTY: 26



**CONSTRUCTION CERTIFICATE**  
 Approved Plans & Specifications relating to:  
 Date Approved: **29 May 2024**  
 Certificate No.: **CC - 24064**  
**BLACKETT MAGUIRE + GOLDSMITH**

REV	REVISION DESCRIPTION	DATE	DRN	CHKD
C	REVISED FRAME DETAILS & FRAME LOCATIONS	13/05/24	ED	
B	NO CHANGES	08/05/24	NB	
A	ORIGINAL	29/04/24	NB	

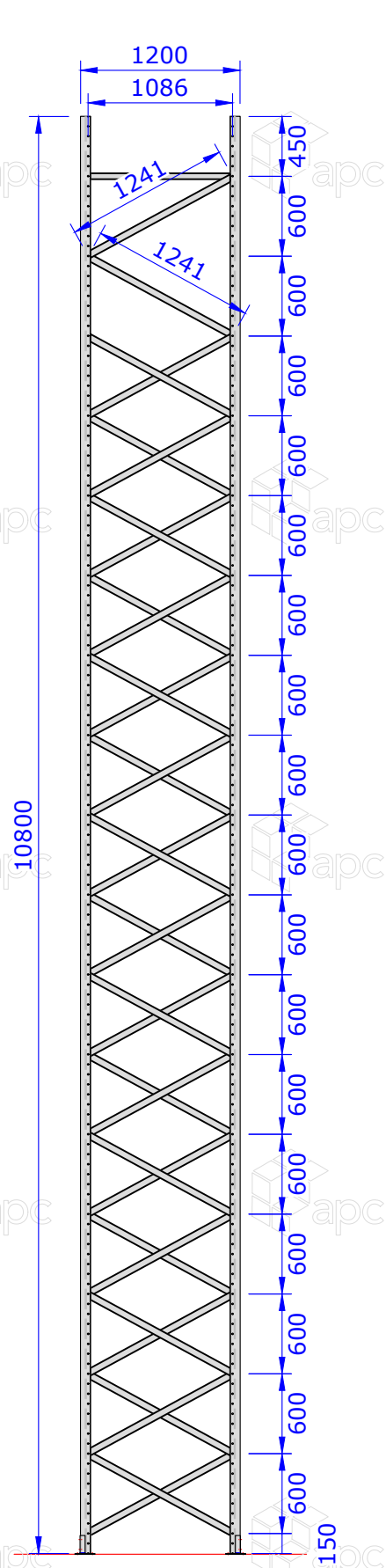
Phone: 1300 138 303  
www.apcgroup.com.au

**SYDNEY MELBOURNE BRISBANE PERTH**

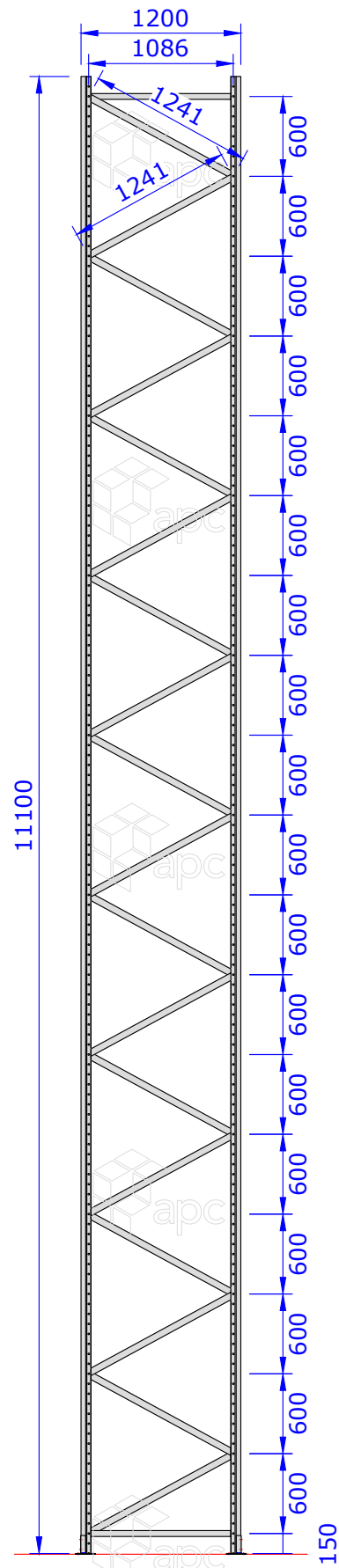
CLIENT: **DB SCHENKER**  
 PROJECT: **4 CUPRUM CLOSE, KEMPS CREEK, NSW**  
 DRAWING: **FRAME ASSEMBLY**

DRAWING NUMBER: <b>J006376 - ID010</b>		REVISION: <b>C</b>	
DATE: <b>13/05/24</b>	DRAWN: <b>ED</b>	SCALE: <b>1:50 @ A3</b>	SHEET: <b>A3</b>
NOTE: ALL DIMENSIONS ARE NOMINAL			
<small>This is the property of apc group. It must not be copied without written consent and must be returned on request. The information shown is to be regarded as confidential and must not be disclosed to any third party.</small>			

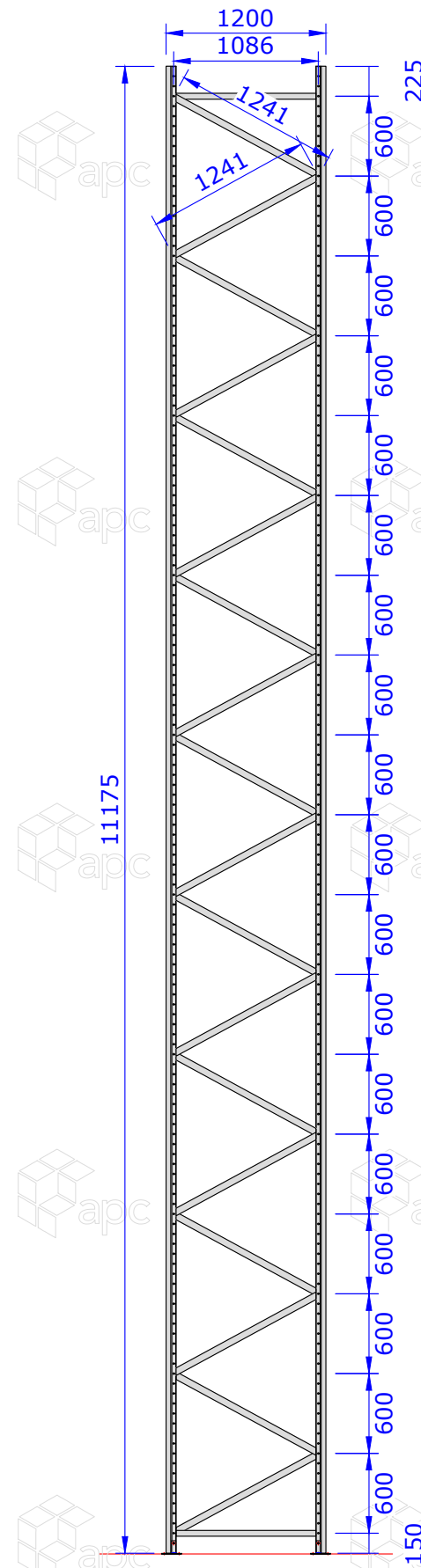




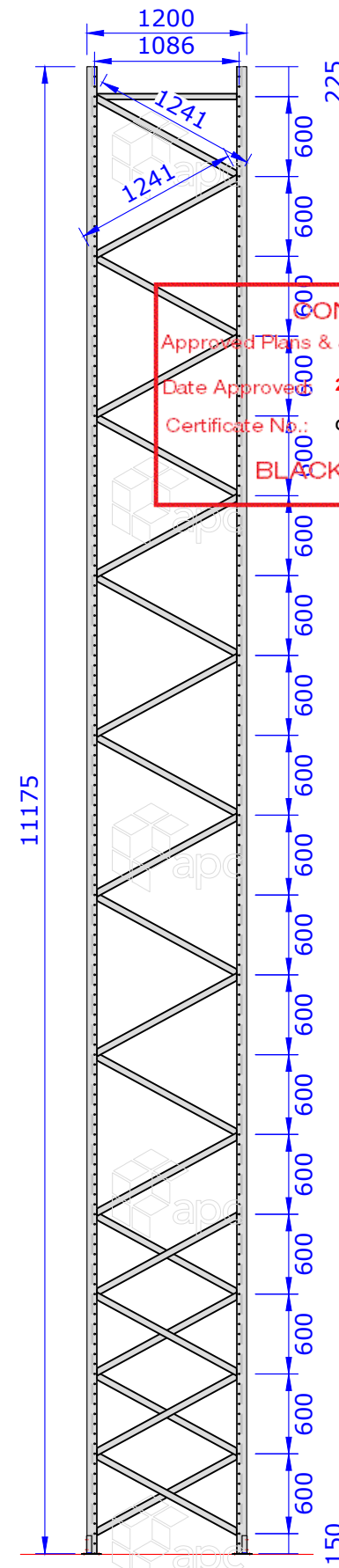
POST - 310 - BP  
(10725x1200)  
QTY: 26



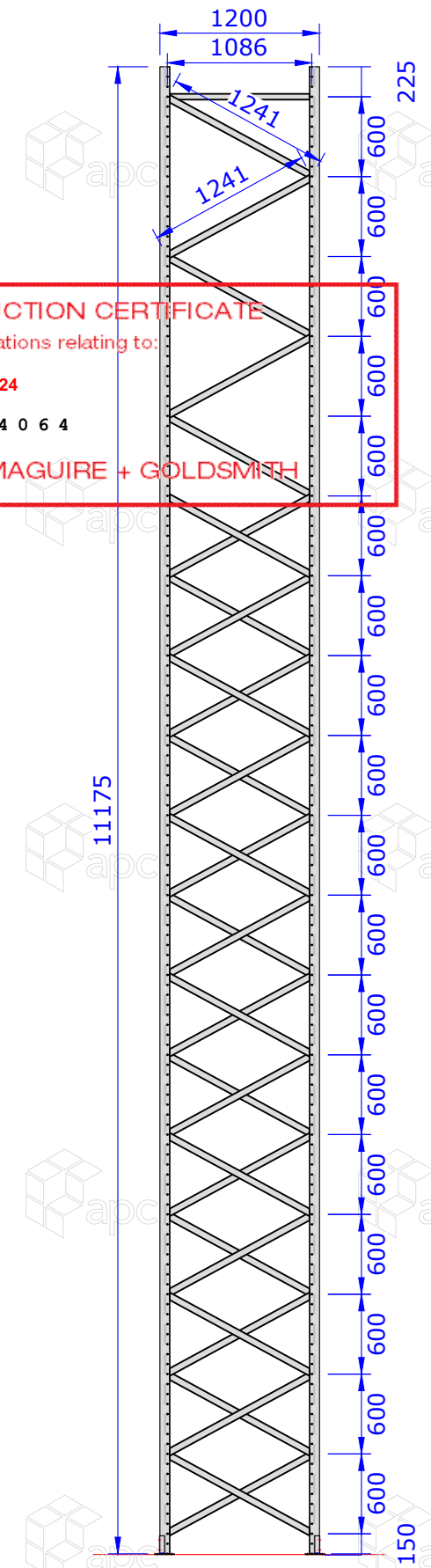
POST - 310 - BP  
(11100x1200)  
QTY: 11



POST - 310 - BP  
(11175x1200)  
QTY: 1



POST - 310 - BP  
(11175x1200)  
QTY: 56



POST - 310 - BP  
(11175x1200)  
QTY: 14



**CONSTRUCTION CERTIFICATE**  
Approved Plans & Specifications relating to:  
Date Approved: 29 May 2024  
Certificate No.: CC - 24064  
**BLACKETT MAGUIRE + GOLDSMITH**

REV	REVISION DESCRIPTION	DATE	DRN	CHKD
C	REVISED FRAME DETAILS & FRAME LOCATIONS	13/05/24	ED	
B	NO CHANGES	08/05/24	NB	
A	ORIGINAL	29/04/24	NB	

Phone: 1300 138 303  
www.apcgroup.com.au

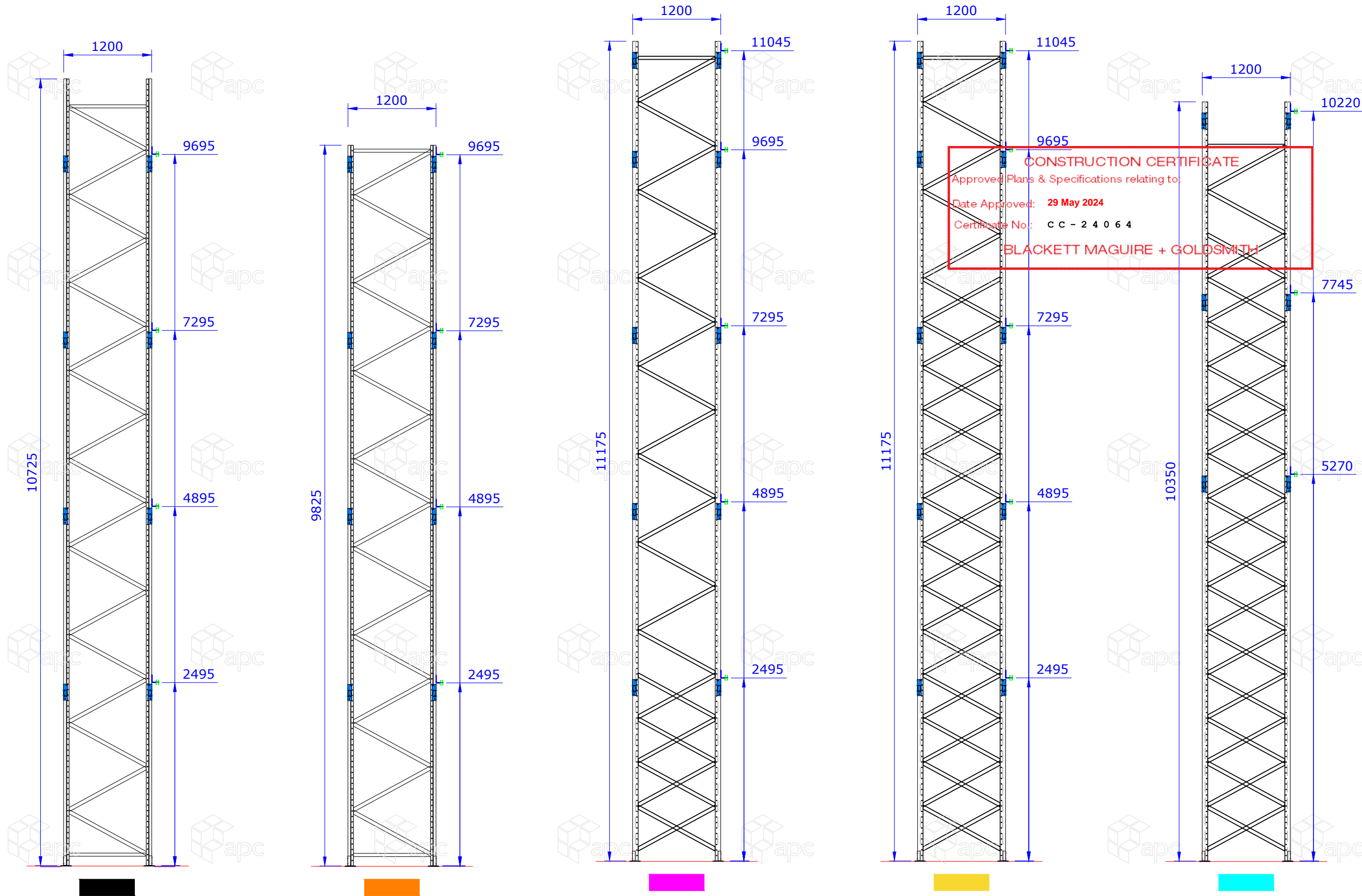
**SYDNEY MELBOURNE BRISBANE PERTH**

CLIENT: **DB SCHENKER**  
PROJECT: **4 CUPRUM CLOSE, KEMPS CREEK, NSW**  
DRAWING: **FRAME ASSEMBLY**

DRAWING NUMBER: **J006376 - ID011**  
DATE: **13/05/24** DRAWN: **ED** SCALE: **1:500 @ A3** SHEET: **A3**  
REVISION: **C**

NOTE: ALL DIMENSIONS ARE NOMINAL  
This is the property of apc group. It must not be copied without written consent and must be returned on request. The information shown is to be regarded as confidential and must not be disclosed to any third party.





**CONSTRUCTION CERTIFICATE**  
 Approved Plans & Specifications relating to:  
 Date Approved: 29 May 2024  
 Certificate No.: CC - 24064  
**BLACKETT MAGUIRE + GOLDSMITH**

REV	REVISION DESCRIPTION	DATE	DRN	CHKD
C	REVISED FRAME DETAILS & FRAME LOCATIONS	13/05/24	ED	
B	FRAMES & BRACE COUNTS	15/04/24	NB	
A	ORIGINAL	15/04/24	NB	

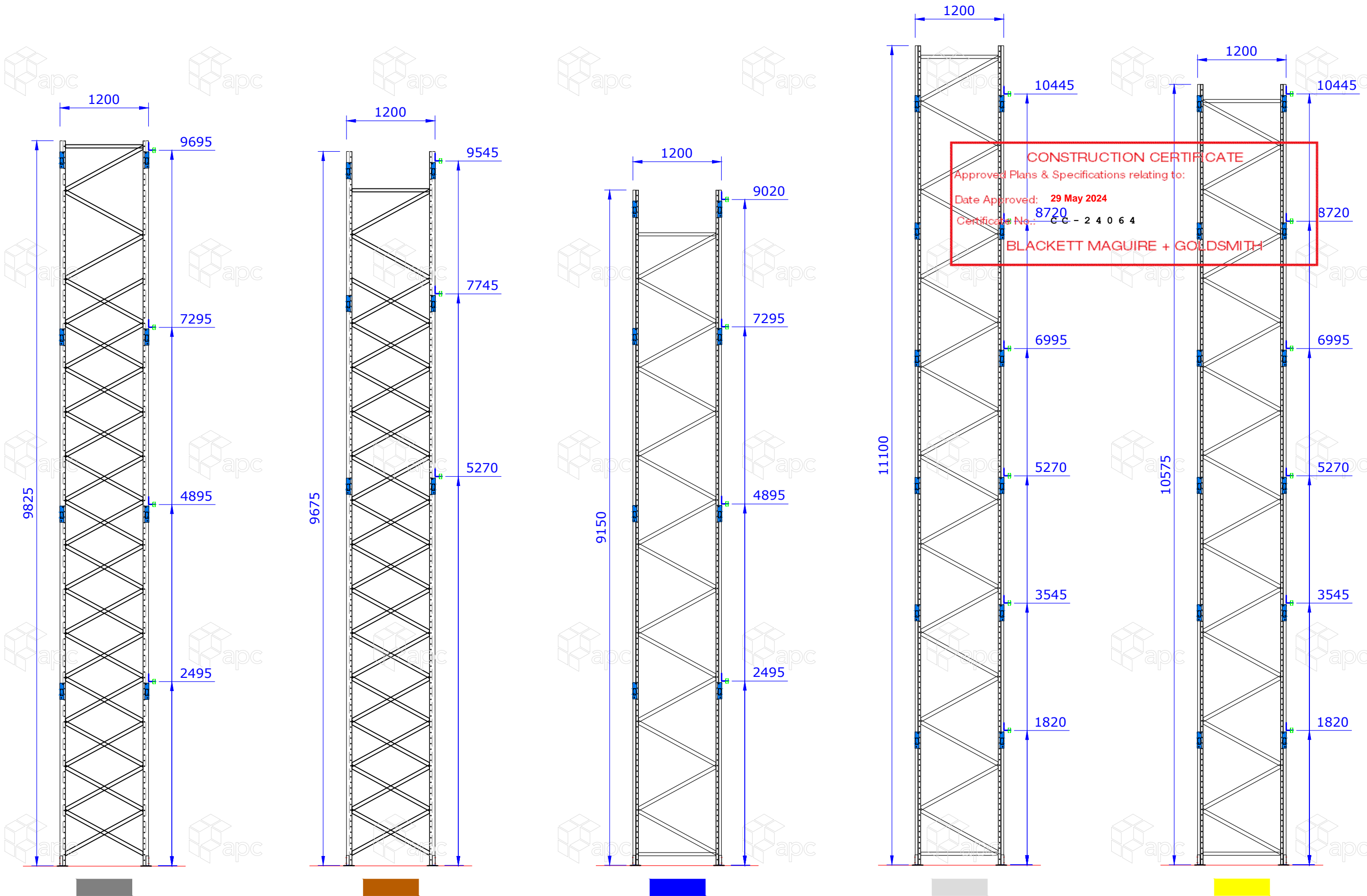
Phone: 1300 138 303  
www.apcgroup.com.au



**SYDNEY MELBOURNE BRISBANE PERTH**

CLIENT	<b>DB SCHENKER</b>
PROJECT	<b>4A KEMPS CREEK, NSW</b>
DRAWING	<b>BACK STOP BRACKET LOCATION</b>

DRAWING NUMBER		J006376 - ID012		REVISION	C
DATE	13/05/24	DRAWN	ED	SCALE	1:50 @ A3
				SHEET	A3
NOTE: ALL DIMENSIONS ARE NOMINAL					
This is the property of apc group. It must not be copied without written consent and must be returned on request. The information shown is to be regarded as confidential and must not be disclosed to any third party.					



REV	REVISION DESCRIPTION	DATE	DRN	CHKD
C	REVISED FRAME DETAILS & FRAME LOCATIONS	13/05/24	ED	
B	FRAMES & BRACE COUNTS	15/04/24	NB	
A	ORIGINAL	15/04/24	NB	

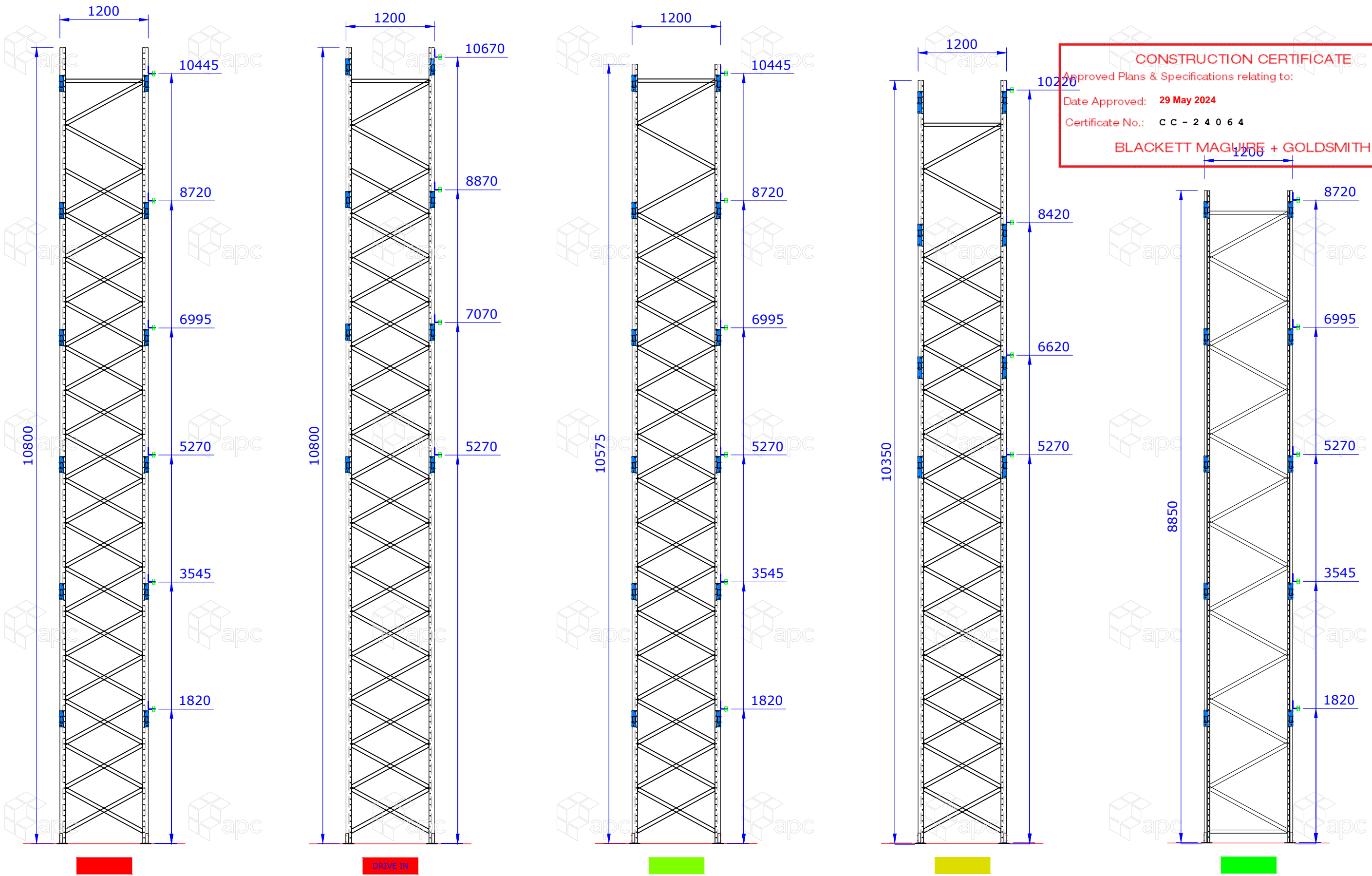
Phone: 1300 138 303  
 www.apcgroup.com.au



SYDNEY MELBOURNE BRISBANE PERTH

CLIENT	DB SCHENKER
PROJECT	4A KEMPS CREEK, NSW
DRAWING	BACK STOP BRACKET LOCATION

DRAWING NUMBER	J006376 - ID013	REVISION	C
DATE	13/05/24	DRAWN	ED
SCALE	1:50 @ A3	SHEET	A3
NOTE: ALL DIMENSIONS ARE NOMINAL			
This is the property of apc group. It must not be copied without written consent and must be returned on request. The information shown is to be regarded as confidential and must not be disclosed to any third party.			



REV	REVISION DESCRIPTION	DATE	DRN	CHKD
C	REVISED FRAME DETAILS & FRAME LOCATIONS	13/05/24	ED	
B	FRAMES & BRACE COUNTS	15/04/24	NB	
A	ORIGINAL	15/04/24	NB	

Phone: 1300 138 303  
 www.apcgroup.com.au

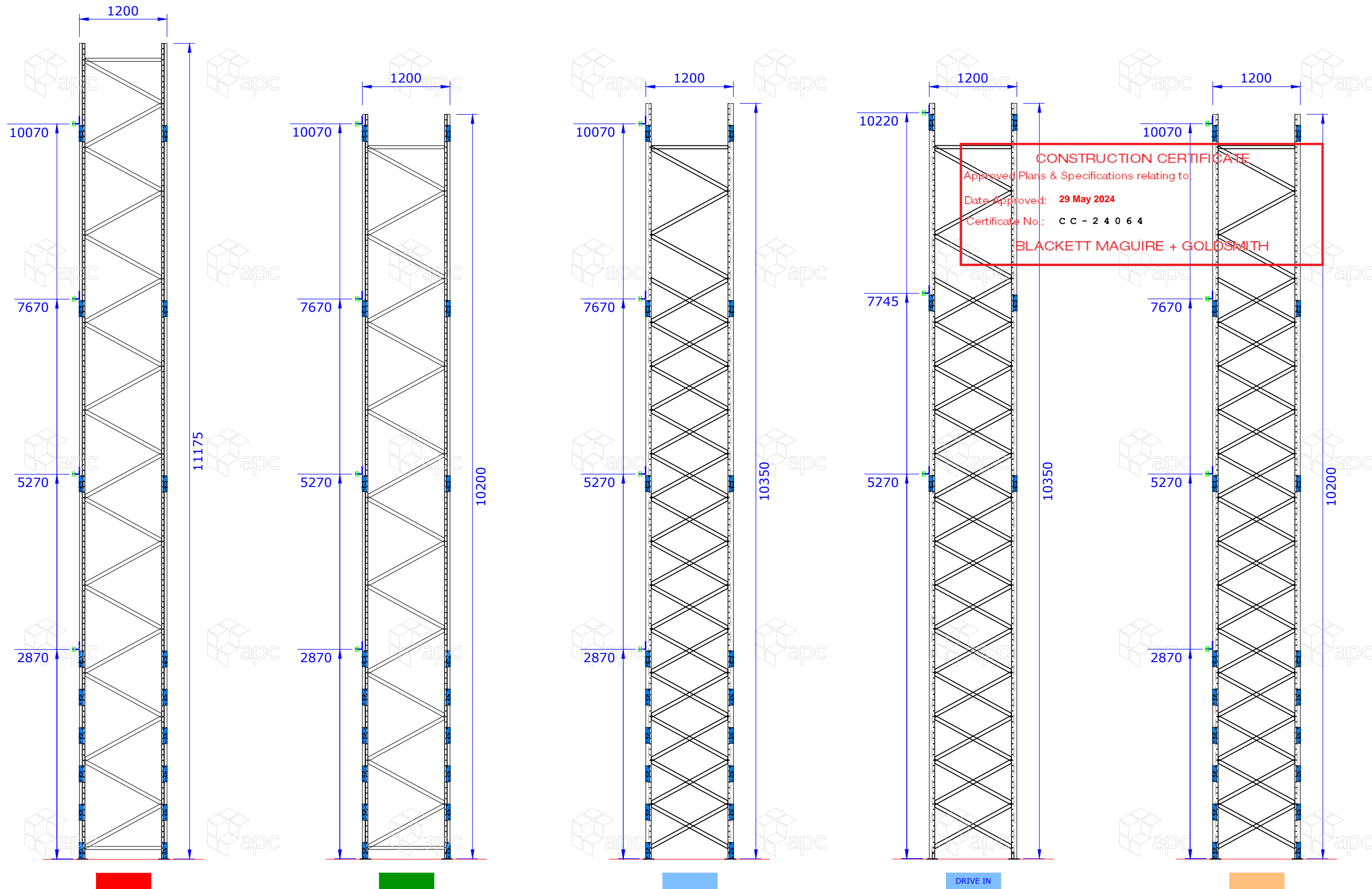
**apc**

**SYDNEY MELBOURNE BRISBANE PERTH**

CLIENT: **DB SCHENKER**  
 PROJECT: **4A KEMPS CREEK, NSW**  
 DRAWING: **BACK STOP BRACKET LOCATION**

DRAWING NUMBER: <b>J006376 - ID014</b>		REVISION: <b>C</b>	
DATE: <b>13/05/24</b>	DRAWN: <b>ED</b>	SCALE: <b>1:50 @ A3</b>	SHEET: <b>A3</b>
NOTE: ALL DIMENSIONS ARE NOMINAL			
This is the property of apc group. It must not be copied without written consent and must be returned on request. The information shown is to be regarded as confidential and must not be disclosed to any third party.			





**CONSTRUCTION CERTIFICATE**  
 Approved Plans & Specifications relating to:  
 Date Approved: **29 May 2024**  
 Certificate No.: **CC - 2 4 0 6 4**  
**BLACKETT MAGUIRE + GOLDSMITH**

REV	REVISION DESCRIPTION	DATE	DRN	CHKD
C	REVISED FRAME DETAILS & FRAME LOCATIONS	13/05/24	ED	
B	FRAMES & BRACE COUNTS	15/04/24	NB	
A	ORIGINAL	15/04/24	NB	

Phone: 1300 138 303  
www.apcgroup.com.au

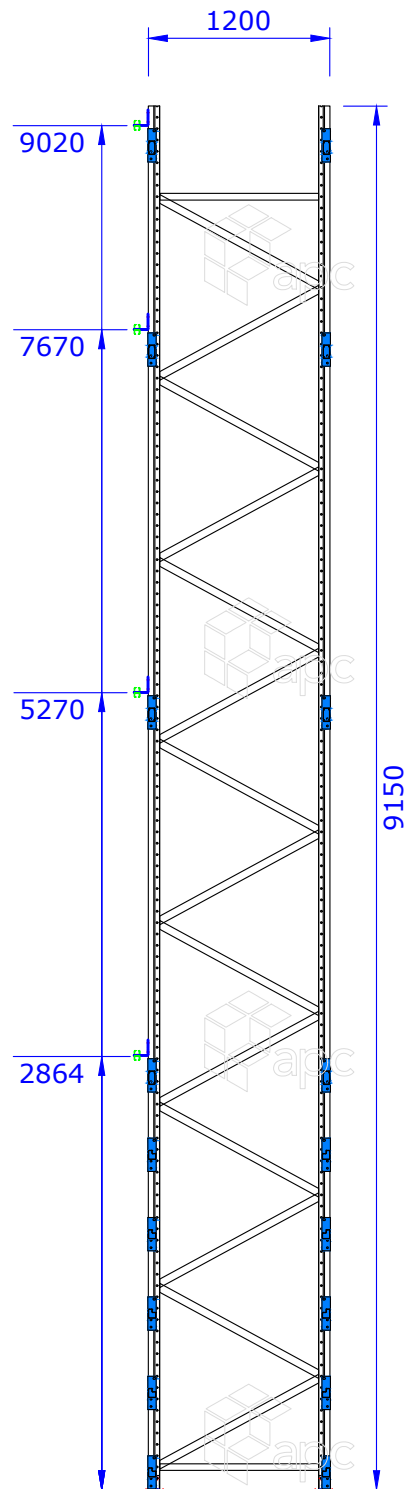
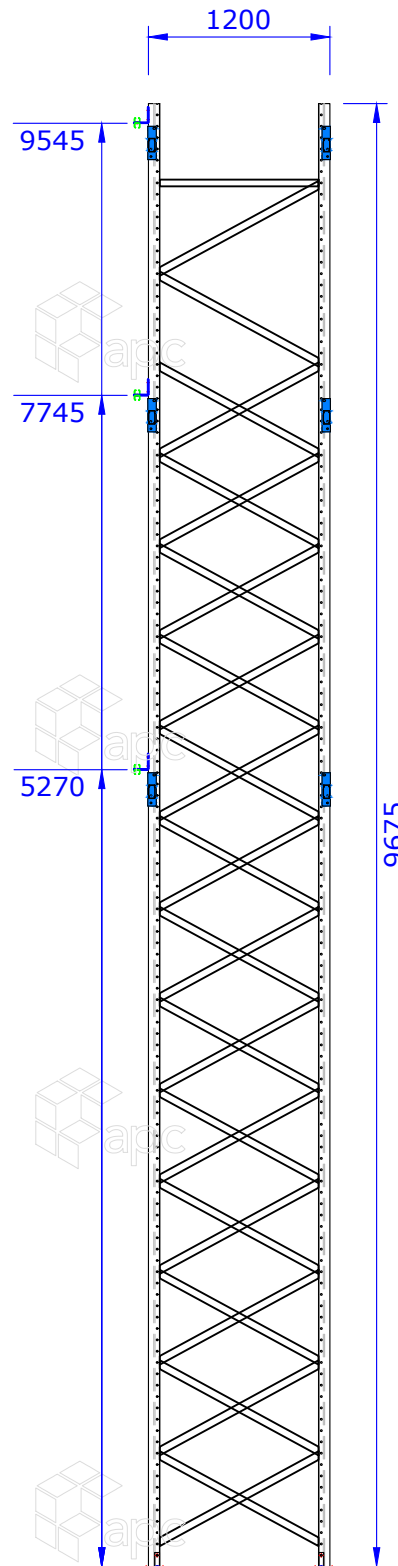


**SYDNEY MELBOURNE BRISBANE PERTH**

CLIENT	<b>DB SCHENKER</b>
PROJECT	<b>4A KEMPS CREEK, NSW</b>
DRAWING	<b>BACK STOP BRACKET LOCATION</b>

DRAWING NUMBER		REVISION	
J006376 - ID015		C	
DATE	DRAWN	SCALE	SHEET
13/05/24	ED	1:50 @ A3	A3
NOTE: ALL DIMENSIONS ARE NOMINAL			
This is the property of apc group. It must not be copied without written consent and must be returned on request. The information shown is to be regarded as confidential and must not be disclosed to any third party.			





**CONSTRUCTION CERTIFICATE**  
 Approved Plans & Specifications relating to:  
 Date Approved: **29 May 2024**  
 Certificate No.: **CC - 24064**  
**BLACKETT MAGUIRE + GOLDSMITH**

REV	REVISION DESCRIPTION	DATE	DRN	CHKD
C	REVISED FRAME DETAILS & FRAME LOCATIONS	13/05/24	ED	
B	FRAMES & BRACE COUNTS	15/04/24	NB	
A	ORIGINAL	15/04/24	NB	

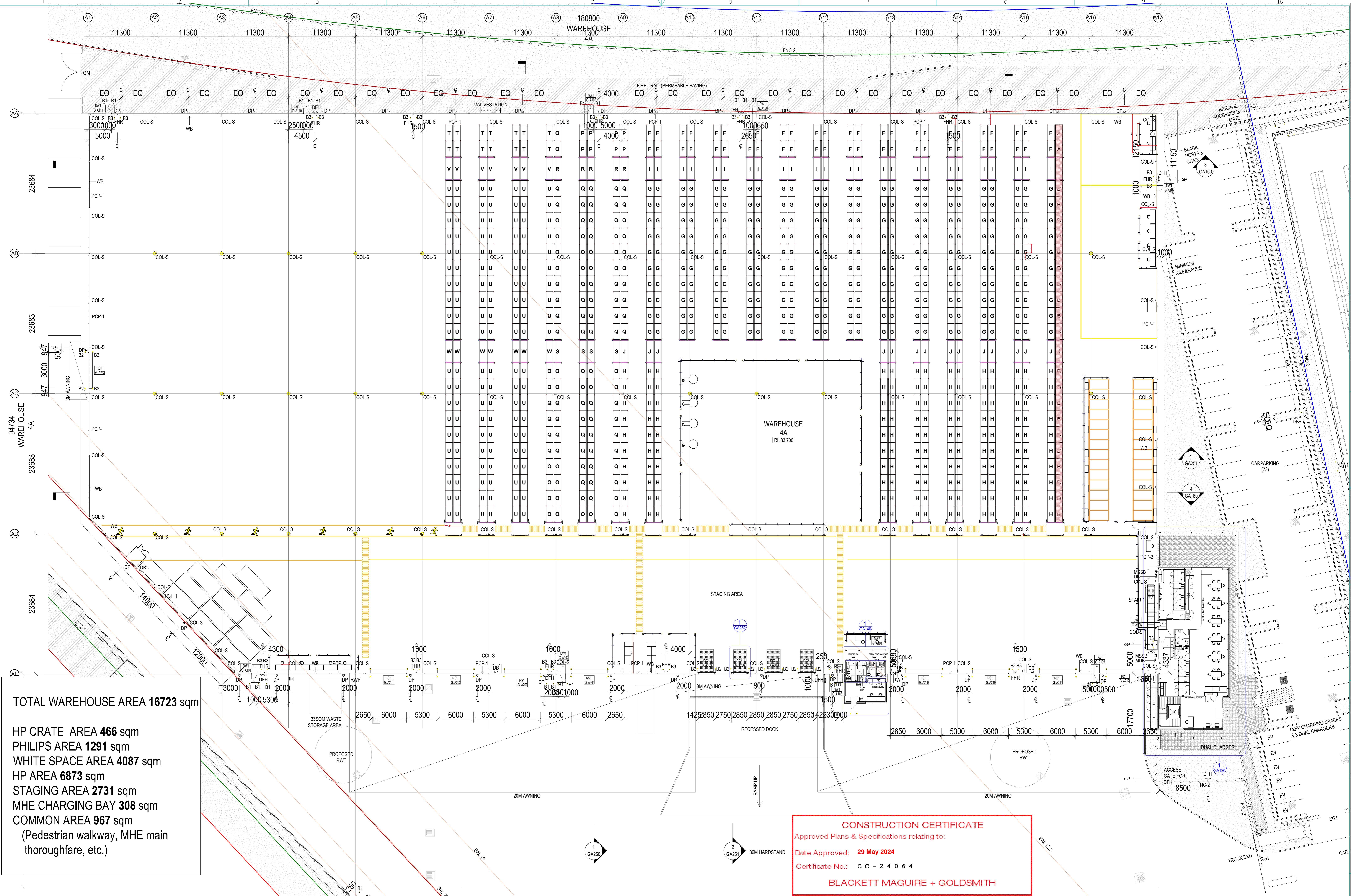
Phone: 1300 138 303  
 www.apcgroup.com.au

**SYDNEY MELBOURNE BRISBANE PERTH**

CLIENT	<b>DB SCHENKER</b>
PROJECT	<b>4A KEMPS CREEK, NSW</b>
DRAWING	<b>BACK STOP BRACKET LOCATION</b>

DRAWING NUMBER	<b>J006376 - ID016</b>			REVISION	<b>C</b>
DATE	13/05/24	DRAWN	ED	SCALE	1:50 @ A3
				SHEET	<b>A3</b>
NOTE: ALL DIMENSIONS ARE NOMINAL					
<small>This is the property of apc group. It must not be copied without written consent and must be returned on request. The information shown is to be regarded as confidential and must not be disclosed to any third party.</small>					





**TOTAL WAREHOUSE AREA 16723 sqm**

HP CRATE AREA 466 sqm  
 PHILIPS AREA 1291 sqm  
 WHITE SPACE AREA 4087 sqm  
 HP AREA 6873 sqm  
 STAGING AREA 2731 sqm  
 MHE CHARGING BAY 308 sqm  
 COMMON AREA 967 sqm  
 (Pedestrian walkway, MHE main thoroughfare, etc.)

**CONSTRUCTION CERTIFICATE**  
 Approved Plans & Specifications relating to:  
 Date Approved: **29 May 2024**  
 Certificate No.: **C C - 2 4 0 6 4**  
**BLACKETT MAGUIRE + GOLDSMITH**

72-80 Bourke Rd  
 Alexandria NSW 2015  
 Australia  
 T: +61 2 9333 0333  
 F: +61 2 9333 0496  
 www.dbschenker.com/au-en

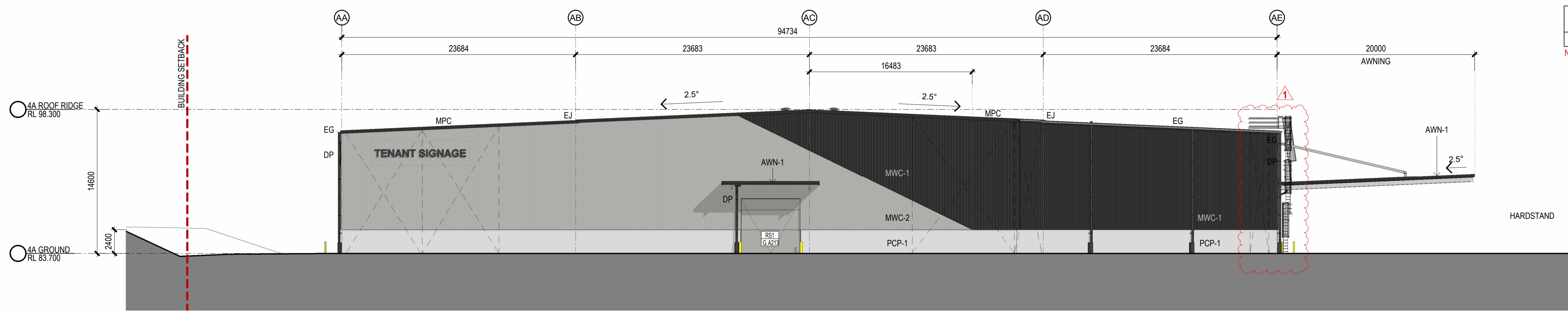


Designed by STEVEN Y    Date 27/05/2024    Scale 1:200  
 Drawn by STEVEN Y    Project  
 Checked by -    File name -

**4A. KEMPS CREEK  
 STAGE 1 LAYOUT**

DRAWING NO 4A - KEMPS CREEK 20240527    REV D    Sheet 1/1    A0





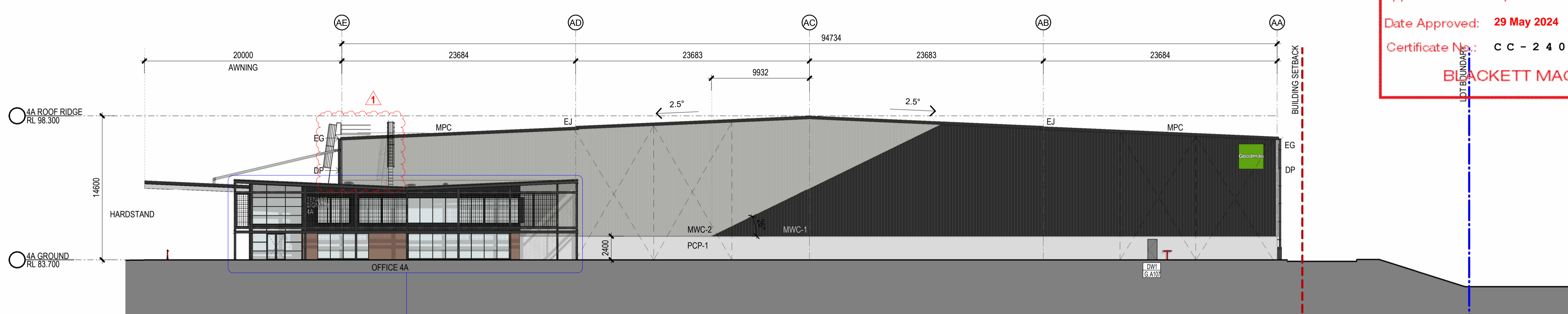
1 WAREHOUSE 4A SOUTH ELEVATION 1:250

ARTWORK AREA CALCULATION - WAREHOUSE 4A	
TOTAL	465 m <sup>2</sup>
NOTE: AREA AND ARTWORK SUBJECT TO ARTISTS DETAIL	

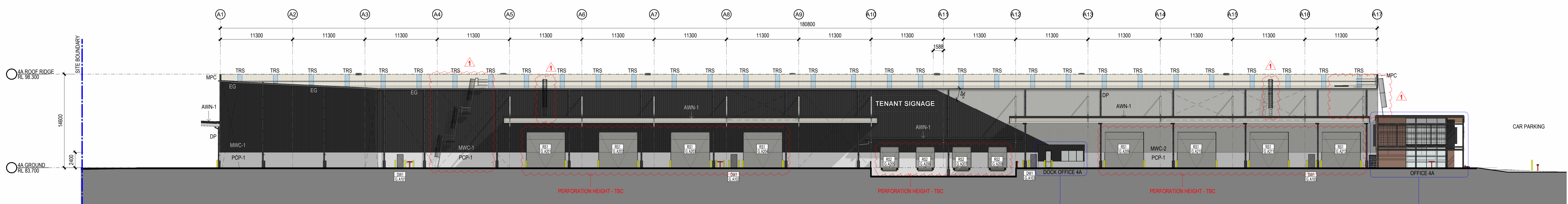
### INDICATIVE EXTERNAL FINISHES

<b>AWN-1</b> STEEL AWNING PAINT FINISH TO MATCH COLORBOND MONUMENT	<b>BRK</b> BRICKWORK TO EQUAL AUSTRAL BRICKS GERTRUDIS BROWN 230 X 110 X 76mm IN STRETCHER BOND PATTERN WITH FLUSH MORTAR JOINTS	<b>DP</b> DOWNPIPE COLOUR TO MATCH COLORBOND MONUMENT	<b>EG</b> EAVES GUTTERS - COLORBOND - MONUMENT
<b>ES</b> STEEL COLUMN & FRAMING STRUCTURE PAINT FINISH TO MATCH BLACK	<b>FRM</b> PREFINISHED ALUMINIUM WINDOW FRAME COLORBOND BLACK	<b>GL-1</b> GLAZING - LIGHT GREY TINT OR SIMILAR	<b>GL-2</b> TRANSPARENT GLAZING WITH NO TINT
<b>MB</b> WELDED SOLID METAL BAR BALUSTRADE PAINT FINISH TO MATCH BLACK	<b>MPC</b> METAL PARAPET CAPPING - COLORBOND - MONUMENT	<b>MDR</b> METAL DECK ROOFING COLORBOND - DOVER WHITE	<b>MESH</b> METAL MESH 200x200mm IN STEEL FRAME PAINT FINISH TO MATCH COLORBOND BLACK COLOUR
<b>MWC-1</b> PREFINISHED METAL WALL SHEET CLADDING COLORBOND - MONUMENT FINISH	<b>MWC-2</b> PREFINISHED METAL WALL SHEET CLADDING COLORBOND - SHALE GREY	<b>MWC-3</b> PREFINISHED METAL WALL SHEET CLADDING PAINT FINISH TO MATCH GOODMAN GREEN, 600MM WIDE ON MONUMENT COLOUR	<b>MWC-4</b> PREFINISHED STANDING SEAM PROFILE 255mm METAL GLAZING EQUAL TO FIELDS PROMINENCE FINESSE IN COLOURBOND MONUMENT FINISH
<b>MWC-5</b> ARTWORK SUBJECT TO ARTISTS DETAIL	<b>PAV</b> PAVER EQUAL TO AUSTRAL HAMLET ASH 230 x 76 x 5 mm IN HERRINGBONE PATTERN	<b>PCP-1</b> PRECAST CONCRETE OFF FORM	<b>PCP-2</b> PRECAST CONCRETE PANEL WITH ECOTONE PERMANENT PAINT FINISH
<b>PL</b> 1700 x 1700 x 1150 (H) PLANTER TABLE FROM STYLECRAFT	<b>SP</b> SOLAR PANELS	<b>RSD</b> METAL ROLLER SHUTTER PREFINISHED IN SHALE GREY	<b>TMB</b> TIMBER LOOK PANELS, ALUMINIUM CLICK ON PANELS, SCULPTFORM
<b>TRS</b> TRANSLUCENT ROOF SHEET, OPAL COLOUR	<b>WH</b> STEEL WINDOW HOOD, COLORBOND MONUMENT FINISH		

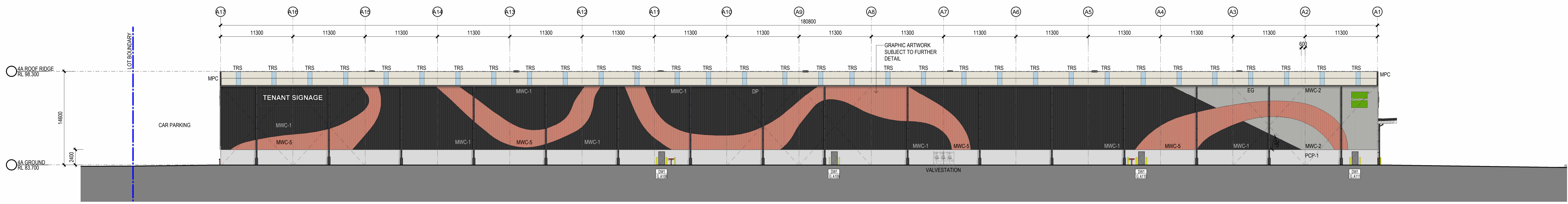
**CONSTRUCTION CERTIFICATE**  
 Approved Plans & Specifications relating to:  
 Date Approved: **29 May 2024**  
 Certificate No.: **C C - 2 4 0 6 4**  
**BLACKETT MAGUIRE + GOLDSMITH**



2 WAREHOUSE 4A NORTH ELEVATION 1:250



3 WAREHOUSE 4A EAST ELEVATION 1:250



4 WAREHOUSE 4A WEST ELEVATION 1:250

**FOR CONSTRUCTION**

ISSUE	DATE	DESCRIPTION
L	12/03/2024	ISSUE FOR CONSTRUCTION
K	07/02/2024	ISSUE FOR CONSTRUCTION
J	02/02/2024	ISSUE FOR CONSTRUCTION
H	26/10/2023	ISSUE FOR INFORMATION
G	24/08/2023	ISSUE FOR INFORMATION
F	08/08/2023	ISSUE FOR INFORMATION
E	28/07/2023	ISSUE FOR INFORMATION
D		ISSUE FOR INFORMATION
C		ISSUE FOR INFORMATION
B		ISSUE FOR INFORMATION
A		ISSUE FOR INFORMATION

ISSUE	DATE	DESCRIPTION
A		ROOF ACCESS LADDERS ADDED
B		DOOR HEIGHT REVISED & DOOR SCHEDULES UPDATED
C		FIT-OUT DRAWINGS ADDED
D		LATEST MECH OVERLAD ON ROP'S
E		ALL DOWNPIPES CHANGED TO MONUMENT
F		BOUNDARY STRIP PAVERS ADDED
G		CHANGE FOOTPATH BACK TO CONCRETE
H		WINDOW SILL UPDATED

CLIENT	BUILDER	PROJECT NO.	DATE
Goodman	Canstruct	23130	12/03/2024

TITLE	SCALE	DRAWN	CHECKED	APPROVED	REVISION
OWE LOT_4AB Kemps Creek NSW WAREHOUSE 4A ELEVATIONS - COLOURED	As Indicated @ B1	WV	WV	TS	L



DIAGRAM 3: TYPICAL FIXING DETAILS

**DB SCHENKER**

Proposal for Oakdale West Estate - Kemps Creek  
signage fixings

- all fixings galvanized steel
- all rods double nutted, washers inside & out
- aluminium frame & panel

M6(4.6/S) GAL BOLTS OR ALL THREAD TO  
CONNECT FRAME MEMBERS TO EXISTING  
GIRTS.

PROVIDE BLIND HOLE IF REQUIRED

INTERIOR

**CONSTRUCTION CERTIFICATE**

Approved Plans & Specifications relating to:

Date Approved: 29 May 2024

Certificate No.: CC - 2 4 0 6 4

BLACKETT MAGUIRE + GOLDSMITH

10mm nut and washer

10mm galvanised  
threaded rod

50x50x10mm steel fixing plate

30mm washer

**ALUM PANEL SCREW PERIMETER  
FIXINGS:**

ST4.2(8G) GAL BUTTON/PAN/HEX  
HEAD TEK METAL SCREWS AROUND  
ENTIRE PERIMETER.  
SCREWS THROUGH ALUM CLADDING  
INTO ALUM SHS @600 CENTRES.

**ALUM PANEL VHB TAPE  
FIXINGS:**

PROVIDE 12mm WIDE x  
2500mm LONG STRIPS OF  
3M #4941 VHB TAPE TO FIX  
ALUM CLADDING TO FRAME.  
TAPE APPLIED TO EVERY  
VERTICAL FRAME MEMBER.  
TAPE TO BE  
APPLIED/INSTALLED IN  
ACCORDANCE WITH  
MANUFACTURER'S  
SPECIFICATIONS.

EXTERIOR

2.6mm folded aluminium panel

50x50mm aluminium box section

purlin

building  
cladding

fixing  
locations



DIAGRAM 1: SIGN C LOCATIONS

